


CATALOG 2023

PREPARATION
CHARACTERIZATION
SERVICES
EQUIPMENT



EDITORIAL

An enhanced offer

Innovation is our guideline. Innovate to move metallography forward, our core business since 1961. Today we are one of the main global players in this field.

Member of “La French Fab” and a French manufacturer of metallographic machines and consumables, we also produce our mechanical parts in our machining unit - **MOP**.

Innovating means being in tune with your needs. We are constantly adapting our processes and our offers, in line with the evolution and emergence of **new professions**.

This is why **TESTWELL CONTROL** is now part of our group. The specialist in mechanical characterization, certification and maintenance of equipment. **PRESI and TESTWELL CONTROL combined, represent an offer of products and services unprecedented on the market.**

This new and completely revised catalog, gives you a complete vision of what PRESI is today. The objective remains the same: the search for excellence, to serve your development.

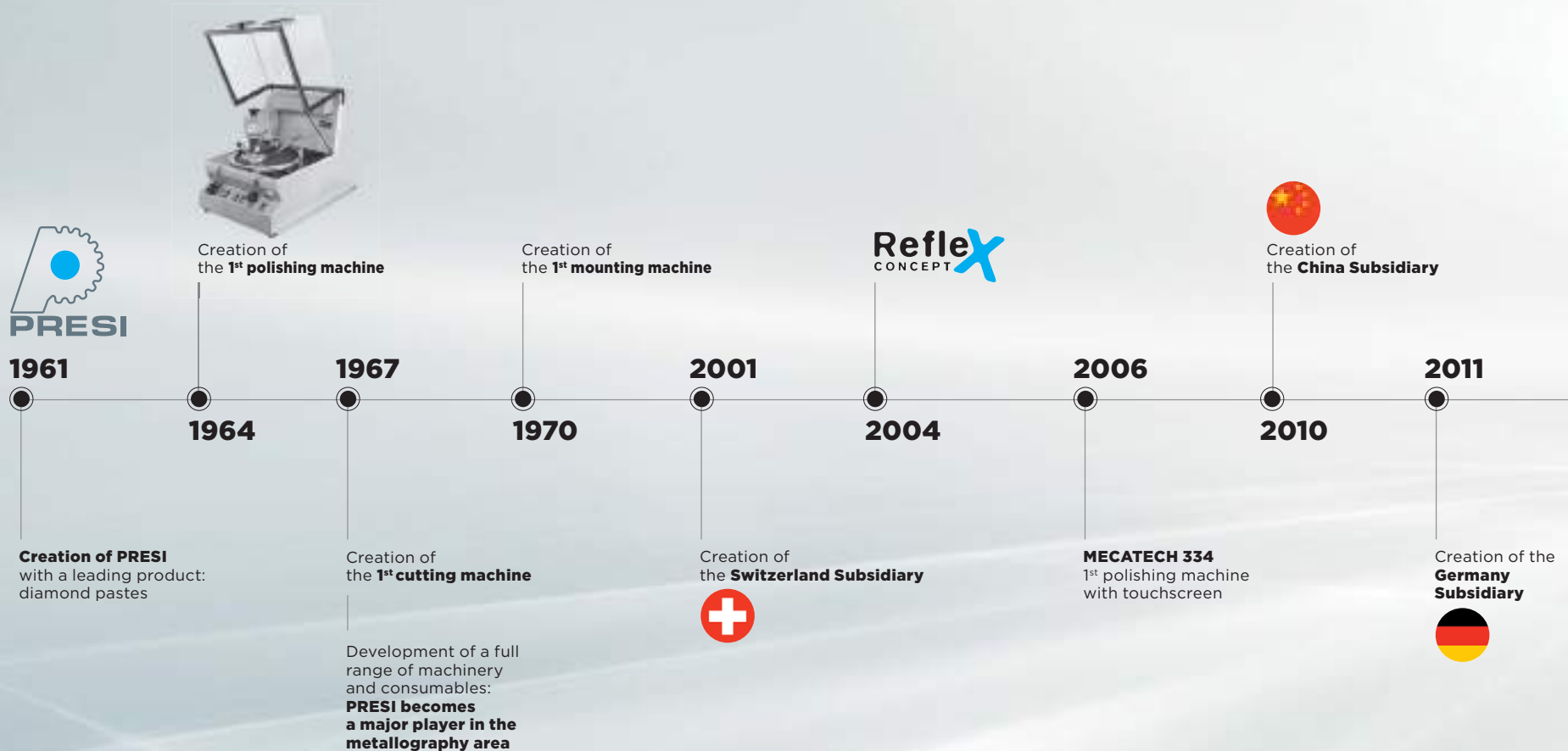
The PRESI team



Summary

PREPARATION	METALLOGRAPHY	9
	GEOLOGY	96
CHARACTERIZATION	OPTICAL	107
	MECHANICAL	111
SERVICES	CONTROL AND MAINTENANCE	151
	TRAINING	157
	R&D	
EQUIPMENT	SMALL EQUIPMENT	165

Since 1961...



70% TURNOVER FOR EXPORT

5 SUBSIDIARIES: CHINA, GERMANY, SWITZERLAND, ROMANIA, SPAIN

45 COUNTRIES WHERE PRESI IS ALREADY PRESENT

7 000+ ACTIVE CLIENTS



IMAX-R
Diamond Discs

Creation of
the **Geology** offer

2014



2016



MOP integration

Founded 1988, MOP specializes in the machining of mechanical parts. Historical supplier of PRESI for more than 30 years for its machines, MOP works with state-of-the-art equipment of technology. MOP also puts its skills at the service of other companies or research laboratories.



Creation of
the **Romania Subsidiary**

Full renewal
of the range of
polishing machines

2018

HZ50-4
1st fully automatic
micro-hardness tester

Inauguration of the new PRESI Headquarters
4,500m²



2019

MECAPLAN 350
Prepolishing
machine



Creation of the **ELD**
diamond range
of cut-off wheels

2020



2021

**Integration
of TESTWELL CONTROL**
Specialist for over 70 years
in providing equipment
for mechanical tests,
TESTWELL CONTROL
also offers a whole range
of services, ranging from control
to maintenance.



Renewal of the
cutting machine
range

2022

Creation of the
**Spain
Subsidiary**



A GROUP AT THE SERVICE
OF MANY INDUSTRY
SECTORS



AERONAUTICS



AEROSPACE



AUTOMOTIVE
INDUSTRY



FOUNDRY



STEEL
INDUSTRY



METALLURGY



PRECISION
MECHANICS



SCHOOLS &
UNIVERSITIES



RESEARCH
CENTRES



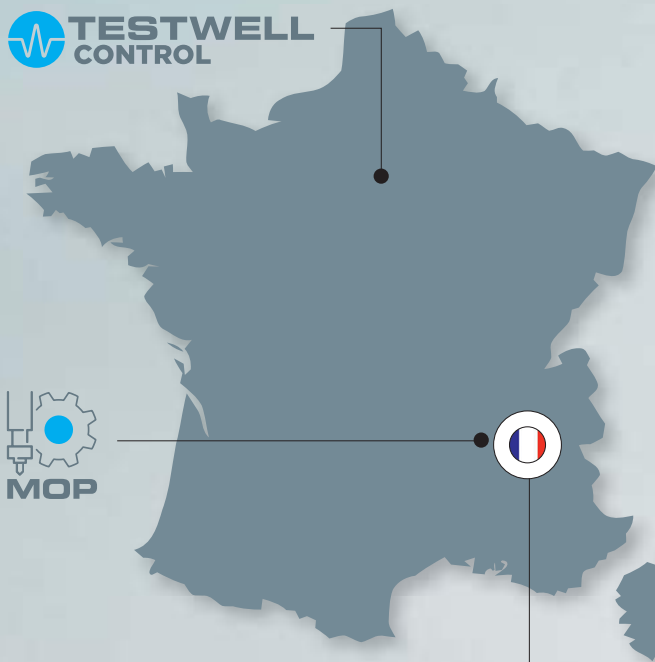
MEDICAL



AGRI-FOOD

Global Reach

The metallography market is a global market. This is why we have developed a network around 5 subsidiaries and more than 40 distributors. Our teams, dynamic and reactive, allow us to offer a tailor-made service to our customers.



PRESI SAS HEADQUARTERS

FRANCE, 1961
CEO: NICOLAS ZUILI

PRESI France
11, rue du Vercors, 38320 Eybens
Phone: +33 (0)4 76 72 00 21
Fax: +33 (0)4 76 72 05 84
presi@presi.com

ISO 9001

BUREAU VERITAS
Certification



+ PRESI SÀRL

SWITZERLAND, 2001
MANAGER:
DAVID GRAUFEL


PRESI Sàrl
Rue Jehan-Droz 13 CH
2400 Le Locle
Phone: +41 (0) 32 931 17 91
Fax: +41 (0) 32 931 23 36
presi.ch@presi.com



PRESI GMBH

GERMANY, 2011
MANAGER:
BOGDAN DINU

PRESI GmbH
Rohrstrasse 15, 58093 Hagen
Phone: +49(0)2331-73678-70
Fax: +49(0)2331-73678-99
presi.de@presi.com



PRESI METALOGRAFIE SRL

ROMANIA, 2018
MANAGER: BOGDAN DINU

PRESI Metalografie SRL
Bucuresti, Sectorul 3,
Strada Burnitei
Nr. 24, Biroul A140, Etaj 1
Phone: +40 (0)744 313 350
c.constantin@presi.com



PRESI TRADE CO., LTD

CHINA, 2010
MANAGER: JOHN LU

PRESI (Shanghai) Trade,Ltd
Rm D, 8/F, bldg 01
9 Joy Plaza, 9 Zhenning Rd
200050 Shanghai
Phone: +86 (0)21 5237 12 77
Fax: +86 (0)21 5237 11 78
presi.china@presi.com

Xiamen Office
Room 815, Innovation Building,
Industrial Research Institute,
No.1300, Jimei Avenue,
Jimei District,
Xiamen 361021
Phone: +86 177 0600 7860

Nanjing Office
Room 3-1-1903,
No. 218 Wanda west,
Jiqingmen Street
210000 Nanjing
Phone: +86 (0)25 8457 7759
Fax: +86 (0)25 8777 1068
m.li@presi.com

Beijing Office
Chaoyang District
100020, Beijing
Phone: 186 1225 1911
l.wang@presi.com

Chengdu Office
Rm 1707, Building C
Fortune Center, No.6
Daye Rd, Jinjiang District
610016 Chengdu
Sichuan Province
Phone: +86 (0)28 6505 67 10
Fax: +86 (0)28 6505 67 10
t.li@presi.com



PRESI METALOGRAFIA BARCELONA

SPAIN, 2021
MANAGER:
MOHAMED MAJOUJ

PRESI Metalografia Barcelona
Paseo de Gracia,
Num. 101 Planta 4,
Puerta 1, 08008 Barcelona
Phone: +216 28 728 350
m.majoul@presi.com



More than 40 distributors

AMERICA

BRAZIL • São Paulo
CANADA • Toronto
CHILE • Santiago
COLUMBIA • Bogota
ECUADOR • Cuenca
MEXICO • Mexico • Leon
PERU • Lima
USA • Sturbridge
VENEZUELA • Caracas

EUROPA

AUSTRIA • Gmunden
BOSNIA
CROATIA • Zagreb
CZECH REP. • Praha
GREECE • Pallini
HUNGARY • Gmunden (AT)
ITALY • Noventa Padovana
Milano • Torino
LITHUANIA • Vilnius
MACEDONIA
NETHERLANDS • Tilburg
POLAND • Warszawa
PORTUGAL • Porto

ROMANIA • Bucarest
SLOVAKIA • Bratislava
SLOVENIA
SPAIN • Bilbao
SWITZERLAND • Le Locle
UKRAINE • Kyiv
UNITED KINGDOM • Leeds

AFRICA
EGYPT • Cairo
SOUTH AFRICA
Johannesburg

MIDDLE East

BAHRAIN • Mahooz
IRAN • Tehran
JORDAN • Amman
KUWAIT • Hawalla City
OMAN • Azaiba
QATAR • Doha
SAUDI ARABIA • Jeddah
UNITED ARAB EMIRATES
Dubai

ASIA

AUSTRALIA • Sydney
CHINA • Shanghai • Chengdu • Nanjing • Beijing • Wuhan
INDIA • Gurgaon • Bangalore
INDONESIA • Bekasi
JAPAN • Chiba • Tokyo
KAZAKHSTAN • Kostanay
MALAYSIA • Kuala Lumpur
PAKISTAN • Karachi
PHILIPPINES • Rizal
SINGAPORE • Singapore
SOUTH KOREA • Seoul
TAIWAN • Hsinchu
THAILAND • Bangkok
TURKEY • Istanbul
VIETNAM • Hanoi



To get in touch with one of our distributors, go to www.presi.com or by email presi@presi.com

OUR ENGAGEMENTS

Value the human the innovation the proximity



Design and manufacture of PRESI machines
100% made in France.



Attachment to the local social fabric and economy, participating in entertainment and territorial development.



Choice of nearest suppliers and subcontractors **within 100km** of Grenoble (France).



Training and maintenance of Staff skills.



Mobilization of service teams to provide assistance and advice as soon as possible.



Special attention paid to the **health** and **safety** of employees.



Systematic Environmental Impact Analysis of the different activities.



Reduction of the products dangerousness.



Renewal of the vehicle fleet to reduce consumption.



Installation of **electric vehicles** charging stations.

PREPARATION

Metallography

Metallography is the determination and study of the properties and nature of the structure of metals but also to reveal any heat treatment, surface heat treatment or surface treatment.

Before carrying out a metallographic analysis a succession of specific operations is necessary in order to obtain a suitable examination surface.

PRESI is recognised as one of the world's leading manufacturers of machines and consumables for metallography and materialography.

CUTTING	10
MOUNTING	36
POLISHING	48
REAGENTS	93

PREPARATION
► METALLOGRAPHY

Cutting

The cutting step allows the extraction of a sample, in order to analyze its characteristics. Robust, powerful and easy to use, our new machines are adapted to all situations. Our high quality cut-off wheels allow full preservation of the structure of the sample, during a metallographic cut.

14



**MECATOME
T205**

16



FLEXICUT

**MECATOME
T345**



28

EVO 400 400+



30

18



MECATOME
T265

20



MECATOME
T305

22



MECATOME
ST315

24



MECATOME
T215

26



MECATOME
T335

EVO 450



32

DIAMOND
WIRE SAW



34

RESINOID CUT-OFF
WHEELS



36

CONSUMABLES



38

MACHINES FOR EVERY NEED

60 years of experience, in manufacturing machines for metallography.

Today our range of cutting machines is expanding and ergonomically changing, with an updated design.

With technical advances which optimize working time and offer new possibilities for sample cutting including the most complex ones.

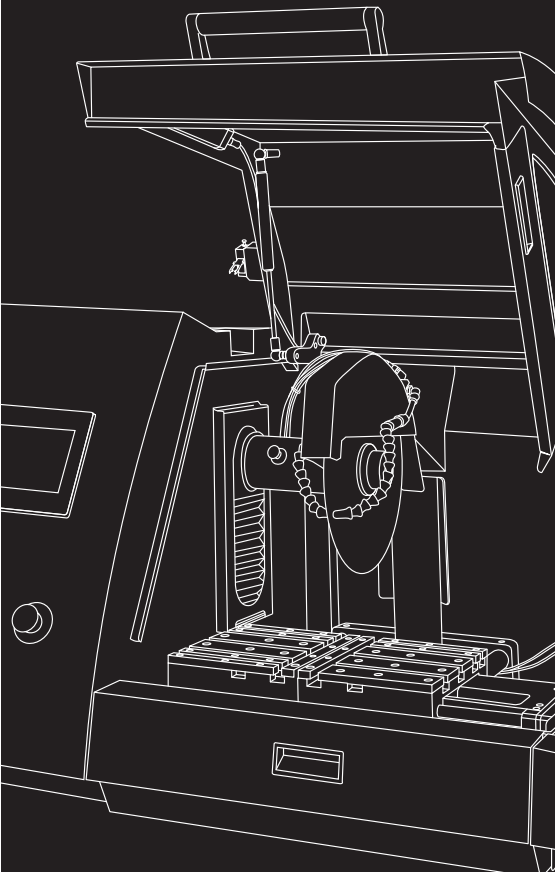
The MECATOME range is evolving, in particular with these new cutting modes (for automatic models) in order to continuously adapt to your needs.





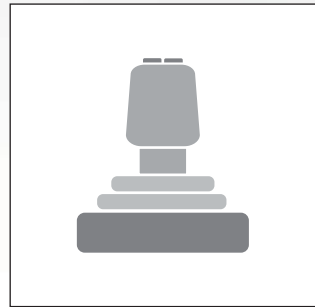
MECATOME
An extended and renewed range according to your needs

Increased simplicity
New design
Real working comfort



AUTOMATIC CUTTING MODES

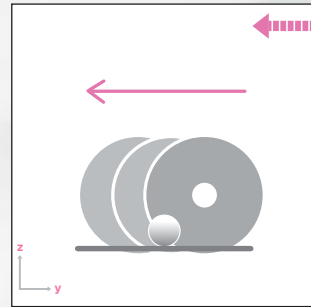
ASSISTED MODE



In this mode, the user directly controls the Y or Z axis feed (only T215 & T345) using the joystick and defines the maximum speed and the regulation if necessary. This is an effortless manual cut.

T215	T335	T345
✓	✓	✓

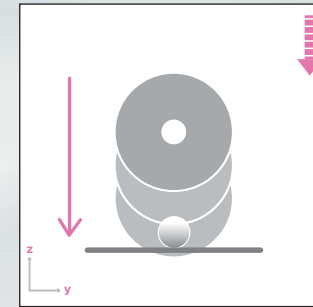
Y PULSE MODE



Cutting mode where the table advances intermittently along the Y axis. Dedicated to difficult materials or massive parts, this mode allows gradual release of the constraints and limits temperature peaks.

T215	T335	T345
✓	✓	✓

Z PULSE MODE



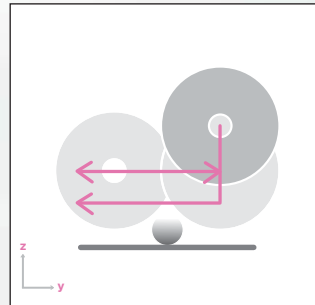
Cutting mode where the wheel advances intermittently along the Z axis. Dedicated to difficult materials, this mode allows gradual release of the constraints and limits temperature peaks.

T215	T335	T345
✓		✓

DISCOVER THEM IN IMAGES!



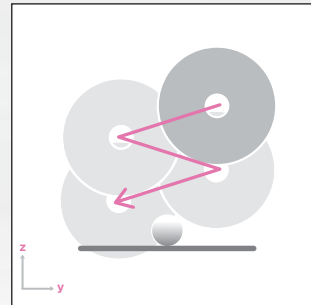
COMBINED MODE



Cutting mode allowing a Z then Y cut, regulated or not. This mode increases the cutting capacity of the machine. The multi-combined work mode allows the cut to be broken down into several steps along the Z axis. This mode is particularly suitable for thick parts.

T215	T335	T345
✓		✓

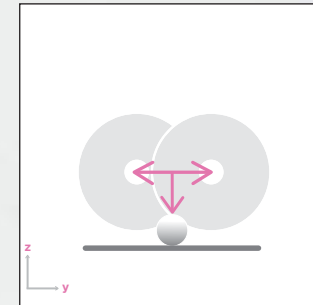
PROGRESSIVE COMBINED MODE



Cutting mode allowing a progression of the cut both along the Z axis and the Y axis, regulated or not. This mode optimizes the cutting time.

T215	T335	T345
✓		✓

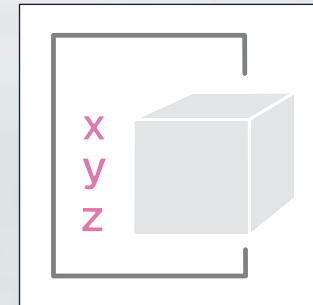
OSCILLATING MODE



Z cutting mode, oscillating along the Y axis, regulated or not. This mode is particularly dedicated to materials that are difficult to cut. The lubrication of the cutting area is greatly improved.

T215	T335	T345
✓		✓

EXPERT MODE



Operating mode that transforms your machine into a numerical control center, dedicated to cutting. This mode is compatible with the program mode.

T215	T335	T345
✓	✓	✓

CUTTING

MECATOME T205



PRECISION MANUAL MICRO CUTTING MACHINE

REF. 51760

The MECATOME T205 is a manual precision micro-cutting machine characterized by its robustness and compact design. With a large working space, it allows for cuts with the highest precision and to work on a wide range of materials, from the softest to the hardest. Its powerful motor makes it possible to work at high and constant torque over the entire speed range from 100 to 4000 RPM.

↑ 440mm hood closed
↑ 770mm hood open

↔ 580mm

↘ 660mm

📖 55kg

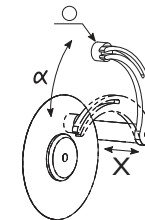


2 available cutting modes
Manual or by gravity



Recovery - Filtration
100µm washable stretch fabric filter

CUTTING CAPACITY*



X 0-100 mm

Ø 40 mm

α 0-50°

Check the technical specifications of the MECATOME T205



*This cutting diagram has been designed for informational purposes. It represents the theoretical maximum cutting capacity. The described cutting capacities can be increased depending on the materials, the cutting frequency and selected flanges.

CHARACTERISTICS

HOOD

Type	Metal Frame & PETG
Safety	Mechanical locking of the hood during cutting Braked stopping of the cut-off wheel Zero speed check before unlocking the hood

MOTORISATION - POWER SUPPLY

Power	960W
Motor	Brushless, controlled by regulation board
Power supply	110-230V - Single phase - 50/60Hz

CUT-OFF WHEEL

Cut-off wheel	Braked stopping of the cut-off wheel
Type of cut-off wheel	Resinoid & Metallic
Size of the cut-off wheel	from Ø75 to Ø200mm
Rotation speed	from 100 to 4000 RPM
Arbor size	12.7mm

CONTROL

Control interface	4.3" TFT color touch screen, 16/9
Security access	Can be activated
Programmability	Up to 3 programs

CUTTING

Operating mode	Manual or by gravity (weight / counterweight)
X axis travel	Lateral movement of the arm - Travel distance 100mm
Holdings	Sample holders fixed on arm

LUBRICATION- COOLING

Type of lubrication	By pump, flow rate 45L/min
Recirculation tank	Integrated - Capacity 3.5L
Type of filtration	100µm fabric filter stretched over a metal frame
Method of directing pumped coolant	1 adjustable lubrication point

ERGONOMICS

Internal lighting	LED lighting integrated into the hood (IP 68)
Spray nozzle for cleaning	Quick connector, linked to main lubrication point
Cutting disc change	Tool-less cut-off wheel changing system
No-load sound level	< 70 dB

ACCESSORIES

SAMPLE HOLDERS



V shaped sample chuck
Ref. 51715



Orientable chuck
(To be used with aluminium plates
Ref. 51162 and 51163) - 51156



Vice chuck for longitudinal cuts
Ref. 51717



Chuck for small samples (vice typ)
Ref. 51713



Chuck for cylindrical samples
Ref. 51714



Chuck for irregular shape samples
Ref. 51716



Quick coupler rack T205/T215
51765

VICES



Mini screw vice
Ref. 51722



Vice chuck for longitudinal cuts (length 53mm)
Ref. 51718

FLANGES



Set of aluminium flanges ø 35mm for wheel ø 75 to 100mm
Ref. 51710

Set of aluminium flanges ø 50mm for wheel ø 100 to 150mm
Ref. 51711

Set of aluminium flanges ø 75mm for wheel ø 150 to 200 mm
Ref. 51712

OTHER ACCESSORY



Analogical refractometer Brix 0-10
Ref. 19074



Quick-release nut for T205/T215 Tool-less cut-off wheel change
Ref. 51725

CUTTING

FLEXICUT

MICRO CUTTING MACHINE
DEDICATED TO PCB
AND FLAT SAMPLES

REF. 51800

The FLEXICUT is a micro-cutting machine suitable for the manual cutting of flat samples.

It has 3 cutting modes:

- Longitudinal table mode:
for PCB cutting.
- Fixed table mode.
- Micro-cutting machine mode.

↑
375mm
hood closed

↔
800mm

↘
665mm

📖
52kg

CE

Check the technical specifications
of the FLEXICUT

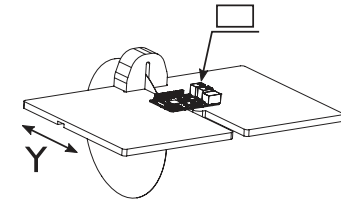


Linear table for PCB cuts
Ref. 51801



Fixed table for PCB cuts
Ref. 51802

CUTTING CAPACITY*



←
0 - 230mm

📏
Ø 150: 200 x 200 x 14mm
Ø 180: 200 x 180 x 29mm
Ø 200: 200 x 170 x 39mm

* This cutting diagram has been designed for informational purposes. It represents the theoretical maximum cutting capacity. The described cutting capacities can be increased depending on the materials, the cutting frequency and selected flanges.

CHARACTERISTICS

HOOD

Type	PETG enclosure with metal hinges
Safety	Closure switch to cut off motor when hood opened
Fumes extraction outlet	45mm

MOTORISATION - POWER SUPPLY

Power	575W
Power supply	220V / Single phase / 50Hz-110V / Single phase / 60Hz

CUT-OFF WHEELS

Type of cut-off wheels	Resin bonded and metal bonded
Cut-off wheel size range	From Ø 75 to Ø 180mm - Ø 200mm for PCB cutting
Rotation speed	From 300 to 2.500 RPM Option: slow speed kit from 100 to 1.200 RPM
Arbor size	12.7mm

CONTROL

Control interface	Color touch control screen
Security Access	Can activate password protection

CUTTING

Cutting method	Manual or by gravity (Weight/counter-Weight)
Type of table movement	Fixed or moving table options (Y axis) for PCB sectioning
Y axis range	Length of Y axis traverse - 230mm
X axis range	100mm X-axis movement of the sample carrier arm
Table dimensions	Longitudinal movement table option for PCB cutting: 385 x 250mm Fixed table option for PCB cutting: 430 x 520mm
Table material	Option table with longitudinal movement - micro-rollers
Holders	Sample carrier arm will accept a wide variety of holders

LUBRICATION - COOLING

Pump & tank	Integrated - Capacity 2.8L
Type of lubrication	Recirculating pump or drag feed
Method of directing pumped coolant	A single alignable nozzle
Type of filtration	Exchangeable paper filters

ERGONOMICS

Spray nozzle for cleaning	Integrated
---------------------------	------------

ACCESSORIES

SAMPLE HOLDERS



V shaped sample chuck
Ref. 51715



Vice chuck for longitudinal cuts
Ref. 51717



Orientable chuck
To be used with aluminium plates Ref. 51162 and 51163
Ref. 51156



Chuck for small samples (vice typ) 30mm max - 40mm on request
Ref. 51713



Chuck for cylindrical samples
Ref. 51714



Chuck for irregular shape samples
Ref. 51716

TABLES AND POSITIONING



Linear table for PCB cuts
Ref. 51801



Fixed table for PCB cuts
Ref. 51802

VICES



Mini screw vice
Ref. 51722



Vice chuck for longitudinal cuts (length 53mm)
Ref. 51718

FLANGES



Set of aluminium flanges Ø 35mm for wheel Ø 75 to 100mm
Ref. 51710

Set of aluminium flanges Ø 50mm for wheel Ø 100 to 150mm
Ref. 51711

Set of aluminium flanges Ø 75mm for wheel Ø 150 to 180mm
Ref. 51712

OTHER ACCESSORIES



Versatile led light with magnetic fixing
Ref. 51730

Set of 10 filters for Flexicut
Ref. 51721



Analogical refractometer Brix O-10
Ref. 19074

CUTTING

MECATOME T265



SIMPLE AND ROBUST MANUAL CUTTING MACHINE

REF. 51270

The robust MECATOME T265 accepts cutting discs of $\varnothing 250$ & $\varnothing 300$ mm. Its rotation speeds ranged from 1300 to 4000 RPM allow the use of diamond blades as well as resinoid discs. Its L-shaped table allows quick clamping of parts either horizontally or vertically.

↑ ↓ 1170mm
hood open

← → 720mm

↙ ↘ 970mm

📖 147kg

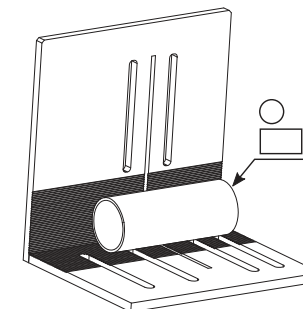


L-shaped
clamping table



Cleaning Gun

CUTTING CAPACITY*



⊙ $\varnothing 95$ mm
(wheel $\varnothing 300$ mm)

⊞ 120 x 60mm
150 x 25mm
85 x 85mm

* This cutting diagram has been designed for informational purposes. It represents the theoretical maximum cutting capacity. The described cutting capacities can be increased depending on the materials, the cutting frequency and selected flanges.

Check the technical specifications
of the MECATOME T265



CHARACTERISTICS

HOOD

Type	Metal Frame & PETG Stainless steel cutting chamber
Safety	Mechanical locking of the hood during cutting Braked stopping of the cut-off wheel Zero speed check before unlocking the hood
Fumes extraction	Option: mist extraction with fluid recovery

MOTORISATION - POWER SUPPLY

Nominal power S1	2200W
Nominal power S2	2700W
Nominal power S3	3200W
Motor	Asynchronous motor controlled by frequency inverter
Power supply	400V - Three-phase - 50/60Hz

CUT-OFF WHEEL

Type of cut-off wheel	Resinoid & Metallic
Size of the cut-off wheel	from Ø 250 to Ø 300mm
Rotation speed	1300, 1600, 2000, 2400, 2800, 3200, 3800 & 4000 RPM
Arbor size	25.4mm

CONTROL

Control interface	Control Panel
-------------------	---------------

CUTTING

Operating mode	Manual
Table type	Treated Steel L-shaped table - 240mm wide
HOLDERS	Vices in horizontal or vertical position

LUBRICATION - COOLING

Type of lubrication	By pump, flow rate 70L/min
Recirculation tank	External - Capacity 25L
Type of filtration	Washable 100µm cloth filter, optional magnetic filter
Method of directing pumped coolant	2 adjustable lubrication points

ERGONOMICS

Internal lighting	LED lighting integrated into the hood (IP 68)
Spray nozzle for cleaning	Integrated
Cutting disc change	Shaft lock for wheel change Tool-less cut-off wheel changing system
No-load sound level	< 70 dB

ACCESSORIES

STAINLESS STEEL VICE & CLAMPING SYSTEMS



Left quick clamping vice
Ref. 51280
Right quick clamping vice
Ref. 51281



Kopal clamp
Ref. 50616

Kopal Kit
Ref. 50613

TABLES & POSITIONING



Cross table
Ref. 51212



**Stainless steel V-type moving jaw
for clamping vice 45mm height**
Ref. 51282



**Special fragile samples "Delrin"
thermoplastic moving jaw
for clamping vice**
Ref. 51283


OTHER ACCESSORIES



Suction & extraction
Ref. 51273



Magnetic filter (option)
Ref. 51271



**Quick-release nut for
Tool-less cut-off wheel change**
Ref. 51272



3 Filters for cooling tank 25L
Ref. 51621



Base cabinet
Ref. 51006



**Base cabinet for manual cutting
machine (small mode)**
Ref. 51275



Analogical refractometer Brix 0-10
Ref. 19074

CUTTING

MECATOME T305



ROBUST AND FLEXIBLE MANUAL CUTTING MACHINE

REF. 50220

Robust and flexible, the MECATOME T305 accepts Ø250 & Ø300mm cutting discs. Its rotation speeds ranging from 1000 to 4000 RPM allow the use of diamond discs as well as resinoids. Its stainless steel pallet table is compatible with all clamping systems on the market and its plunge cutting movement makes it the ideal machine for routine cutting.

↑ 710mm hood closed
↑ 1130mm hood open

↔ 730mm

↘ 975mm

📏 156kg



Check the technical specifications of the MECATOME T305

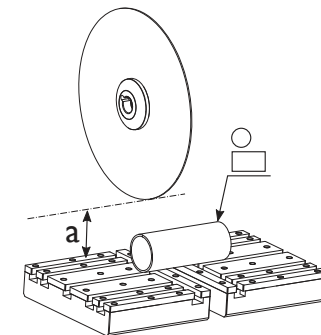


Cleaning gun



4 point lubrication

CUTTING CAPACITY*



a 90mm
(wheel Ø 300mm)

⊙ Ø 105mm

📏 210 x 50mm

*This cutting diagram has been designed for informational purposes. It represents the theoretical maximum cutting capacity. The described cutting capacities can be increased depending on the materials, the cutting frequency and selected flanges.

CHARACTERISTICS

HOOD

Type	Metal Frame & PETG Stainless steel cutting chamber
Safety	Mechanical locking of the hood during cutting Braked stopping of the cut-off wheel Zero speed check before unlocking the hood
Fumes extraction	Option: mist extraction with fluid recovery

MOTORISATION - POWER SUPPLY

Nominal power S2	3700W
Nominal power S3	4000W
Motor	Asynchronous motor controlled by frequency inverter
Power supply	400V - Three-phase - 50/60Hz

CUT-OFF WHEEL

Type of cut-off wheel	Resinoid & Metallic
Size of the cut-off wheel	from Ø 250 à Ø 300mm
Rotation speed	1000 to 4000 RPM
Arbor size	25.4mm

CONTROL

Control interface	Touchscreen Visualization of the motor load
Security access	Can be activated

CUTTING

Cutting modes	Manual
Distance between cut-off wheel and table	90mm (with Ø 300mm cut-off wheel)
Table type	Treated aluminum table, interchangeable stainless steel pallets
HOLDERS	T-slotted table (12mm) accepting all commercial clamping systems

LUBRICATION - COOLING

Type of lubrication	By pump, flow rate 70L/min
Recirculation tank	External - Capacity 55L
Type of filtration	Washable 100µm cloth filter, optional magnetic filter
Method of directing pumped coolant	2 lubrication points integrated in cut-off wheel guard 2 orientable lubrication points

ERGONOMICS

Internal lighting	LED lighting integrated into the hood (IP 68)
Spray nozzle for cleaning	Integrated
Cutting disc change	Tool-less cut-off wheel changing system
No-load sound level	< 70 dB

ACCESSORIES

STAINLESS STEEL VICE & CLAMPING SYSTEMS



Left quick clamping vice
45mm height removable
jaw + rear jaw
Ref. 50236



Right quick clamping vice
45mm height + moving
jaw
Ref. 50235



Left quick clamping vice
70mm height removable
jaw + rear jaw
Ref. 50241

Right quick clamping vice
70mm height removable
jaw + rear jaw
Ref. 50240



Left quick clamping vice
45mm height removable
jaw + rear jaw
Ref. 50246



Right quick clamping vice
45mm height removable
jaw + rear jaw
Ref. 50245



Stainless steel V-type
moving jaw for clamping
vice 45mm height
Ref. 51282



Special fragile samples "Delrin"
thermoplastic moving jaw
for clamping vice 45mm
Ref. 51283

Stainless steel V-type
moving jaw for clamping
vice 45mm height
Ref. 50243

Special fragile samples "Delrin"
thermoplastic moving jaw
for clamping vice 45mm
Ref. 50242

TABLES & POSITIONNEMENT



Manual transversal table
Ref. 50244



Kit of v positioning
supports
Ref. 50370



Kopal Clamp
Ref. 50616



Kopal Kit
Ref. 50613

OTHER ACCESSORIES



Base cabinet for manual
cutting machine
Ref. 51275



Base cabinet
Ref. 51006



Magnetic filter
Ref. 50222



Suction & extraction
Ref. 51273



3 Filters for cooling tank
Ref. 51620



Analogical refractometer
Brix 0-10
Ref. 19074

CUTTING

MECATOME ST315



MANUAL CUTTING MACHINE WITH OSCILLATING MOVEMENT

REF. 50230

Robust and powerful, the MECATOME ST315 accepts cutting discs of Ø250 & Ø300mm. Its rotation speeds ranging from 1000 to 4000 RPM allow the use of diamond discs as well as resinoids. Its stainless steel pallet table is compatible with all clamping systems on the market and its plunge and swing cutting movement make it the ideal machine for fast cutting with time savings of up to 60%.

↑ 710mm hood closed
↑ 1130mm hood open

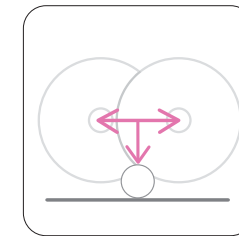
↔ 720mm

↘ 975mm

📦 160kg



Check the technical specifications
of the MECATOME ST315

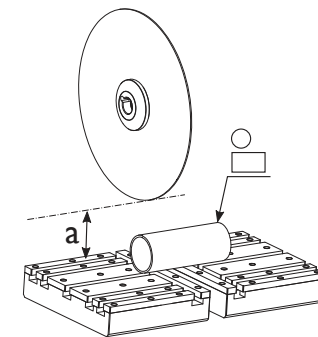


Oscillating movement
with ergonomic handle



Cleaning Gun

CUTTING CAPACITY*



a 130mm
(wheel Ø 300mm)

○ Ø 105mm

□ 210 x 50mm

*This cutting diagram has been designed for informational purposes. It represents the theoretical maximum cutting capacity. The described cutting capacities can be increased depending on the materials, the cutting frequency and selected flanges.

CHARACTERISTICS

HOOD

Type	Metal Frame & PETG Stainless steel cutting chamber
Safety	Mechanical locking of the hood during cutting Braked stopping of the cut-off wheel Zero speed check before unlocking the hood
Fumes extraction	Option: mist extraction with fluid recovery

MOTORISATION - POWER SUPPLY

Nominal power S2	3700W
Nominal power S3	4000W
Motor	Asynchronous motor controlled by frequency inverter
Power supply	400V - Three-phase - 50/60 Hz

CUT-OFF WHEEL

Type of cut-off wheel	Resinoid & Metallic
Size of the cut-off wheel	from Ø 250 à Ø 300mm
Rotation speed	1000 to 4000 RPM
Arbor size	25.4mm

CONTROL

Control interface	Touchscreen Visualization of the motor load
Security access	Can be activated

CUTTING

Cutting modes	Manual, swing movement
Distance between cut-off wheel and table	130mm (with Ø 300mm cut-off wheel)
Table type	Treated aluminum table, interchangeable stainless steel pallets
HOLDERS	T-slotted table (12mm) accepting all commercial clamping systems

LUBRICATION - COOLING

Type of lubrication	By pump, flow rate 70 L/min
Recirculation tank	External - Capacity 55L
Type of filtration	Washable 100µm cloth filter, optional magnetic filter
Method of directing pumped coolant	2 lubrication points integrated in cut-off wheel guard 2 orientable lubrication points

ERGONOMICS

Internal lighting	LED lighting integrated into the hood (IP 68)
Spray nozzle for cleaning	Integrated
Cutting disc change	Tool-less cut-off wheel changing system
No-load sound level	< 70 dB

ACCESSORIES

STAINLESS STEEL VICE & CLAMPING SYSTEMS



Left quick clamping vice
45mm height removable
jaw + rear jaw
Ref. 50236



Right quick clamping vice
45mm height + moving
jaw
Ref. 50235



Left quick clamping vice
70mm height removable
jaw + rear jaw
Ref. 50241

Right quick clamping vice
70mm height removable
jaw + rear jaw
Ref. 50240



Left quick clamping vice
45mm height removable
jaw + rear jaw
Ref. 50246



Right quick clamping vice
45mm height removable
jaw + rear jaw
Ref. 50245



Stainless steel V-type
moving jaw for clamping
vice 45mm height
Ref. 51282



Special fragile samples "Delrin"
thermoplastic moving jaw
for clamping vice 45mm
Ref. 51283

Stainless steel V-type
moving jaw for clamping
vice 45mm height
Ref. 50243

Special fragile samples "Delrin"
thermoplastic moving jaw
for clamping vice 45mm
Ref. 50242

TABLES & POSITIONING



Manual transversal table
Ref. 50244



Kit of v positioning
supports
Ref. 50370



Kopal Clamp
Ref. 50616



Kopal Kit
Ref. 50613

OTHER ACCESSORIES



Base cabinet for manual
cutting machine
Ref. 51275



Base cabinet
Ref. 51006



Magnetic filter
Ref. 50222



Suction & extraction
Ref. 51273



3 Filters for cooling tank
Ref. 51620



Analogical refractometer
Brix 0-10
Ref. 19074

CUTTING

MECATOME T215



AUTOMATIC MICRO CUTTING MACHINE

REF. 51460

Robust and compact, the MECATOME T215 is an automatic micro-cutting machine. Its three programmable motorized axes make it a machine that adapts to all situations. The MECATOME T215 offers numerous cutting modes that allow to optimize the cutting of the most complex parts.



Magnetic filtration



Two-hand control



Transversal table with motorized movement
Ref. 51461

↑↓ 540mm hood closed
1010mm hood open

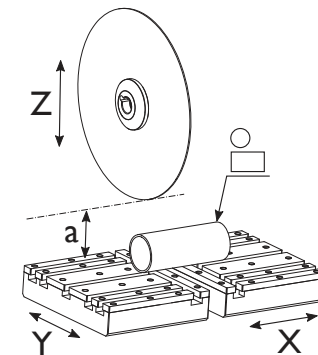
↔ 840mm

↗ 860mm

📦 135kg



CUTTING CAPACITY*



Z 60mm **Y** 250mm **X** Optional: 100mm

a 40mm (cut-off wheel Ø 200mm) **Ø** 55mm **□** 55 x 190mm

Check the technical specifications of the MECATOME T215



*This cutting diagram has been designed for informational purposes. It represents the theoretical maximum cutting capacity. The described cutting capacities can be increased depending on the materials, the cutting frequency and selected flanges.

CHARACTERISTICS

HOOD

Type	Metal Frame & PETG Stainless steel cutting chamber
Safety	Two-hand control for table positioning, when hood open Mechanical locking of the hood during cutting Braked stopping of the cut-off wheel Zero speed check before unlocking the hood
Fumes extraction	Option: mist extraction with fluid recovery

MOTORISATION - POWER SUPPLY

Nominal power S1	1500W
Nominal power S2	2200W
Nominal power S3	2700W
Motor	Asynchronous motor controlled by frequency inverter
Power supply	230V - Single phase - 50/60Hz

CUT-OFF WHEEL

Type of the cut-off wheel	Resinoid & Metallic
Size of the cut-off wheel	from Ø 75 to Ø 200mm
Rotation speed	from 300 to 6000 RPM
Arbor size	12.7mm

CONTROL

Control interface	Touchscreen 3-dimensional joystick with 2 shortcut buttons
Security access	Can be activated
Programmability	Up to 100 programs, password protected

CUTTING

Operating mode	Assisted, Automatic, Program Mode
Cutting modes	Regulated, Pulse Cutting, Combined, Oscillating
Table automation	Y-axis movement
Cutting control	Feeding Regulation
Cutting axis	Motorized Y & Z axes (The X axis being a positioning axis)
Y axis travel	250mm
Y axis speed	from 0.01 to 3mm/s
Z axis travel	60mm
Z axis speed	from 0.01 to 3mm/s
Serial cutting	Option: motorized x-axis table, travel distance 100mm
Table dimensions	Left table: 82 x 210mm Right table: 142 x 210mm
Distance between cut-off wheel and table	40mm (with Ø 200mm cut-off wheel)
Positioning laser	Option: Laser Class 1M; Po = 1mW; I = 635nm
Table type	Treated aluminum table, interchangeable stainless steel pallets
Holders	T-slotted table (12mm) accepting all commercial clamping systems

LUBRICATION - COOLING

Type of lubrication	By pump, flow rate 45L/min
Recirculation tank	Integrated - Capacity 10L Option: 25L external tank and pump
Type of filtration	Integrated: Grid & 100µm filter, optional magnetic filter External: Washable 100µm cloth filter, magnetic filter
Method of directing pumped coolant	6 lubrication points in the cut-off wheel guard

ERGONOMICS

Internal lighting	LED lighting integrated into the hood (IP 68)
Spray nozzle for cleaning	Quick connector, linked to main lubrication point
Cutting disc change	Tool-less cut-off wheel changing system
No-load sound level	< 70 dB

ACCESSORIES

SAMPLE HOLDERS



Adapting support for sample chuck (to use only with a transversal table)
Ref. 51410



Vice chuck for longitudinal cuts
Ref. 51717



Orientable chuck (to be used with aluminium plates ref. 51162 And 51163)
Ref. 51156



Chuck for cylindrical samples
Ref. 51714



Chuck for small samples (Vice Typ)
Ref. 51713



Chuck for irregular shape samples
Ref. 51716



Quick coupler rack T205/T215
Ref. 51765



TABLES & POSITIONING

Motorized transversal table
Ref. 51461

STAINLESS STEEL VICE & CLAMPING SYSTEMS



Cast in one piece quick clamping vice with moving jaw.
left side - Ref. 51466
right side - Ref. 51465



Stainless steel quick clamping vice for long samples
Ref. 51469



V shaped sample chuck
Ref. 51715



Manual transversal table for MECATOME T201/T210/T215
Ref. 51355

OTHER ACCESSORIES



Special fragile samples "Delrin" thermoplastic moving jaw for clamping vice T215
Ref. 51467



Stainless steel V-type moving jaw for clamping vice T215
Ref. 51468



Base cabinet for automatic cutting machine
Ref. 51470



Base cabinet (small model)
Ref. 51006



Kopal Clamp
Ref. 50616

Kopal kit
Ref. 50613



Set of stainless steel flanges Ø 75mm for wheel Ø 150 to 200mm
Ref. 51325
Set of stainless steel flanges Ø 50mm for wheel Ø 100 to 150mm
Ref. 51326



25L recirculating tank
Ref. 51462



Suction & extraction
Ref. 51464

CUTTING

MECATOME T335



MANUAL AND AUTOMATIC CUTTING MACHINE

REF. 50380

Powerful and precise, the MECATOME T335 is an automatic cutting machine on its longitudinal axis and manual on its vertical axis. Its rotation speeds ranging from 1000 to 6000 RPM allow the use of diamond discs as well as resinoids. The MECATOME T335 offers the best of both worlds with the possibility of performing regulated or impulse cuts while maintaining the ease of manual cutting.



↑ 680mm hood closed
11180 mm hood open

↔ 1025mm

↙ 954mm

📦 210kg



Check the technical specifications
of the MECATOME T335



Cleaning Gun

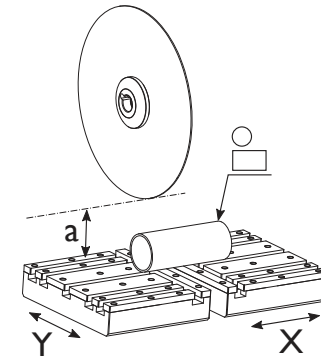


Transversal table with
motorized movement
Ref. 50381



Two-hand control

CUTTING CAPACITY*



Y 240mm

X Optional: 100mm

a 80mm

○ ∅ 105mm

□ 105 x 145mm

(cut-off wheel
∅ 300mm)

* This cutting diagram has been designed for informational purposes. It represents the theoretical maximum cutting capacity. The described cutting capacities can be increased depending on the materials, the cutting frequency and selected flanges.

CHARACTERISTICS

HOOD

Type	Metal Frame & PETG Stainless steel cutting chamber
Safety	Two-hand control for table positioning, when hood open Mechanical locking of the hood during cutting Braked stopping of the cut-off wheel Zero speed check before unlocking the hood
Fumes extraction	Option: mist extraction with fluid recovery

MOTORISATION - POWER SUPPLY

Nominal power S2	3700W
Nominal power S3	4000W
Motor	Asynchronous motor controlled by frequency inverter
Power supply	400V - Three-phase - 50/60Hz

CUT-OFF WHEEL

Type of cut-off wheel	Resinoid & Metallic
Size of the cut-off wheel	from Ø 250 à Ø 300mm
Rotation speed	1000 à 6000 RPM
Arbor size	25.4mm

CONTROL

Control interface	Touchscreen 2-dimensional joystick with 2 shortcut buttons
Security access	Can be activated
Programmability	Up to 100 programs, password protected

CUTTING

Operating mode	Manual, Assisted, Automatic, Program Mode
Cutting modes	Regulated, Pulse Cutting
Table automation	Y-axis movement
Cutting control	Feeding Regulation
Cutting axis	Motorized Y-axis and Manual Z-axis (The X axis being a positioning axis)
Y axis travel	240mm
Y axis speed	from 0.01 to 3mm/s
Z axis travel	60mm
Z axis speed	from 0.01 to 3mm/s
Serial cutting	Option: motorized x-axis table, travel distance 100mm
Table dimensions	Left table: 192 x 230mm Right table: 192 x 230mm
Distance between cut-off wheel and table	77.5mm (with Ø 300mm cut-off wheel)
Positioning laser	Option: Laser Class 1M; Po = 1mW; I = 635nm
Table type	Treated aluminum table, interchangeable stainless steel pallets
HOLDERS	T-slotted table (12mm) accepting all commercial clamping systems

LUBRICATION - COOLING

Type of lubrication	By pump, flow rate 70L/min
Recirculation tank	External - Capacity 55L
Type of filtration	Washable 100µm cloth filter, optional magnetic filter
Method of directing pumped coolant	2 lubrication points integrated in cut-off wheel guard 2 orientable lubrication points

ERGONOMICS

Internal lighting	LED lighting integrated into the hood (IP 68)
Spray nozzle for cleaning	Integrated
Cutting disc change	Tool-less cut-off wheel changing system
No-load sound level	< 70 dB

ACCESSORIES

STAINLESS STEEL VICE & CLAMPING SYSTEMS



Left quick clamping vice
45mm height removable
jaw + rear jaw
Ref. 50236



Right quick clamping vice
45mm height removable
jaw + rear jaw
Ref. 50235



Left quick clamping vice
45mm removable jaw
+ rear jaw
Ref. 50241

Right quick clamping vice
45mm removable jaw
+ rear jaw
Ref. 50240



Left quick clamping vice
45mm height removable
jaw + rear jaw
Ref. 50246



Right quick clamping vice
45mm height removable
jaw + rear jaw
Ref. 50245



Stainless steel V-type
moving jaw for clamping
vice 45mm height
Ref. 51282



Special fragile samples "Delrin"
thermoplastic moving jaw
for clamping vice 45mm
Ref. 51283

Stainless steel V-type
moving jaw for clamping
vice 45mm height
Ref. 50243

Special fragile samples "Delrin"
thermoplastic moving jaw
for clamping vice 70mm
Ref. 50242



Kopal Clamp
Ref. 50616

Kopal Kit
Ref. 50613

TABLES & POSITIONING



Motorized transversal
table
Ref. 50381



Manual transversal table
Ref. 50244



Kit of V positioning
supports
Ref. 50370

OTHER ACCESSORIES



Base cabinet for automatic
cutting machine
Ref. 51470



Base cabinet (big size)
Ref. 51010



Magnetic filter
Ref. 50222



Suction & extraction
Ref. 51273



Positioning laser for
MECATOME T335
Ref. 50382



3 Filters for cooling tank
Ref. 51620



Analogical refractometer
Brix 0-10
Ref. 19074

CUTTING

MECATOME T345



AUTOMATIC CUTTING MACHINE

REF. 50390

Powerful and precise, the MECATOME T345 is an automatic cutting machine. Its rotation speeds ranging from 1000 to 6000 RPM allow the use of diamond discs as well as resinoids. Its three programmable motorized axes make it a machine that adapts to all situations. The MECATOME T345 offers numerous cutting modes which optimize the cutting of the most complex parts.



Cleaning gun



Transversal table with motorized movement
Ref. 50391



Two-hand control

680mm hood closed
11180mm hood open

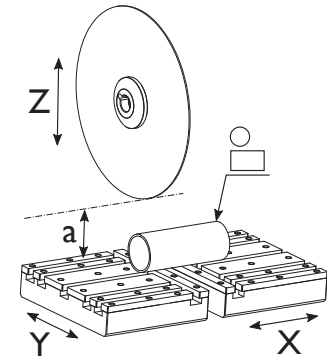
1060mm

910mm

210kg



CUTTING CAPACITY*



Z 150mm **Y** 240mm **X** Optional: 100mm

a 90mm (cut-off wheels Ø 300mm) **Ø** 105mm **□** 105 x 145mm

*This cutting diagram has been designed for informational purposes. It represents the theoretical maximum cutting capacity. The described cutting capacities can be increased depending on the materials, the cutting frequency and selected flanges.

Check the technical specifications of the MECATOME T345



CHARACTERISTICS

HOOD

Type	Metal Frame & PETG Stainless steel cutting chamber
Safety	Two-hand control for table positioning, when hood open Mechanical locking of the hood during cutting Braked stopping of the cut-off wheel Zero speed check before unlocking the hood
Fumes extraction	Option: mist extraction with fluid recovery

MOTORISATION - POWER SUPPLY

Nominal power S2	3700W
Nominal power S3	4000W
Motor	Asynchronous motor controlled by frequency inverter
Power supply	400V - Three-phase - 50/60Hz

CUT-OFF WHEEL

Type of cut-off wheel	Resinoid & Metallic
Size of the cut-off wheel	Up to Ø 300mm
Rotation speed	1000 to 6000 RPM
Arbor size	25.4mm

CONTROL

Control interface	Touchscreen 3-dimensional joystick with 2 shortcut buttons
Security access	Can be activated
Programmable	Up to 100 password protected programs

CUTTING

Operating mode	Assisted, Automatic, Program Mode
Cutting modes	Regulated, Pulse Cutting, Combined, Oscillating
Table automation	Y-axis movement
Cutting control	Feeding Regulation
Cutting axis	Motorized Y & Z axes (The X axis being a positioning axis)
Y axis travel	240mm
Y axis speed	from 0.01 to 3mm/s
Z axis travel	150mm
Z axis speed	from 0.01 to 3mm/s
Serial cutting	Option: motorized x-axis table, travel distance 100mm

Table dimensions	Left Table: 192 x 230mm Right Table: 192 x 230mm
------------------	---

Distance between cut-off wheel and table	77.5mm (with Ø 300mm cut-off wheel)
--	-------------------------------------

Positioning laser	Option: Laser Class 1M; P _o = 1mW; λ = 635nm
-------------------	---

Table type	Treated aluminum table, interchangeable stainless steel pallets
------------	---

Holders	T-slotted table (12mm) accepting all commercial clamping systems
---------	--

LUBRICATION - COOLING

Type of lubrication	By pump, flow rate 70L/min
---------------------	----------------------------

Recirculation tank	External - Capacity 55L
--------------------	-------------------------

Type of filtration	Washable 100µm cloth filter, optional magnetic filter
--------------------	---

Method of directing pumped coolant	2 lubrication points integrated in cut-off wheel guard Two orientable lubrication points
------------------------------------	---

ERGONOMICS

Internal lighting	LED lighting integrated into the hood (IP 68)
-------------------	---

Spray nozzle for cleaning	Integrated
---------------------------	------------

Cutting disc change	Tool-less cut-off wheel changing system
---------------------	---

No-load sound level	< 70 dB
---------------------	---------

ACCESSORIES

STAINLESS STEEL VICE & CLAMPING SYSTEMS



Left quick clamping vice
45mm height removable
jaw + rear jaw
Ref. 50236



Right quick clamping vice
45mm height removable
jaw + rear jaw
Ref. 50235



Left quick clamping vice
45mm removable jaw
+ rear jaw
Ref. 50241

Right quick clamping vice
45mm removable jaw
+ rear jaw
Ref. 50240



Left quick clamping vice
45mm height removable
jaw + rear jaw
Ref. 50246



Right quick clamping vice
45mm height removable
jaw + rear jaw
Ref. 50245



Stainless steel V-type
moving jaw for clamping
vice 45mm height
Ref. 51282



Special fragile samples "Delrin"
thermoplastic moving jaw
for clamping vice 45mm
Ref. 51283

Stainless steel V-type
moving jaw for clamping
vice 45mm height
Ref. 50243

Special fragile samples "Delrin"
thermoplastic moving jaw
for clamping vice 70mm
Ref. 50242



Kopal Clamp
Ref. 50616

Kopal Kit
Ref. 50613

TABLES & POSITIONING



Motorized transversal
table
Ref. 50381



Manual transversal table
Ref. 50244



Kit of V positioning
supports
Ref. 50370

OTHER ACCESSORIES



Base cabinet for automatic
cutting machine
Ref. 51470



Base cabinet (big size)
Ref. 51010



Magnetic filter
Ref. 50222



Suction & extraction
Ref. 51273



Positioning laser for
MECATOME T345
Ref. 50392



3 Filters for cooling tank
Ref. 51620



Analogical refractometer
Brix 0-10
Ref. 19074

CUTTING

EVO 400 / 400+

HIGH CAPACITY CUTTING MACHINE

EVO 400 REF. 50400
EVO 400+ REF. 50430

The EVO 400 is a spacious, powerful and robust cutting machine. It has a height under cut-off wheel of 190mm and its tables can support samples weighing more than 200kg. This machine, suitable for workshops, combines robustness and ease of use. It offers 3 cutting modes: assisted, automatic and programmable (repeatability of cuts) and can cut through the toughest materials. Ergonomic, it is equipped with a motorized cover and a multilingual color touch screen facilitating the man-machine interface.

- 1910mm hood closed
2380mm hood open
- 1140mm screen closed
1620mm screen open
- 1600mm
- 750kg



Check out the EVO 400 user video



Tray and Filter

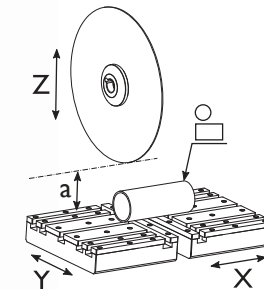


X-axis manual table
250 x 600mm travel
200mm - Ref. 50410



Y-axis manual table
600 x 300mm travel
300mm - Ref. 50411

CUTTING DIAGRAM*



Ø 125mm



190mm



70 x 270mm

*This cutting diagram has been designed for informational purposes. It represents the theoretical maximum cutting capacity. The described cutting capacities can be increased depending on the materials, the cutting frequency and selected flanges.

CHARACTERISTICS

HOOD

Type	Metal frames & PETG
Safety	Motorised opening and closing
Fumes extraction outlet	Locked during motor rotation
	76mm

MOTORISATION - POWER SUPPLY

Nominal power S1	EVO 400: 7500W / EVO 400 +: 9000W
Nominal power S3	EVO 400: 11,000W / EVO 400 +: 15,000W
Power supply	380V / Three-phases / 50Hz
Control of the motor	Frequency inverter

CUT-OFF WHEELS

Type of cutting disc	Resinoid & diamond
Size of cutting disc	Up to 400mm
Rotation speed	1000 to 3000 RPM
Shaft diameter	32mm

CONTROL

Control interface	Colour touchscreen
Code protection	Can be activated
Programmable	Up to 6 password-protected programmes
Communication interface / Machine control	Modbus

CUTTING

Cutting method	Assisted, automatic, programmed, by impulse
Cutting regulation	Movement of the arm according to motor load
Axis Y travel	Travel 300mm* (optional)
Axis X travel	Travel 200mm* (optional)
Axis Z travel	320mm
Standard table	Left table 300 x 600mm. Right table 300 x 600mm
With X axis option - Manual transverse movement table	Left table 300 x 600mm. Right table 250 x 600mm
With Y axis option - Manual longitudinal movement table	Left table 300 x 300mm. Right table 300 x 300mm
Positioning laser	Option
Distance between cut-off wheel and table	200mm
Type of table	Treated aluminium table, interchangeable stainless steel palettes
Holders	Slotted T table (12mm) accepting all clamping systems available on the market

LUBRICATION - COOLING

Pump & tank	External - 200L
Type of lubrication	Pump
Method of directing pumped coolant	Cutting disc housing and 2 mobile sprinklers on the table
Type of filtration	100µm washable cloth filter

ERGONOMICS

Internal lighting	LED
Spray nozzle for cleaning	Integrated

* Customizable tables and strokes.

ACCESSORIES

STAINLESS STEEL VICE & CLAMPING SYSTEMS



Left quick clamping vice 45mm height removable jaw + rear jaw
Height 45mm - Ref. 50236
Height 70mm - Ref. 50241



Right quick clamping vice 45mm height + moving jaw + rear jaws
Height 45mm - Ref. 50235
Height 70mm - Ref. 50240



Double quick clamping vices right & left height 90mm
Ref. 50911



Left quick clamping vice 45mm height removable jaw + rear jaw
Ref. 50246



Right quick clamping vice 45mm height removable jaw + rear jaw
Ref. 50245



Stainless steel V-type moving jaw for clamping vice 45mm height
Ref. 51282

Stainless steel v-type moving jaw for clamping vice 70mm height
Ref. 50243



Special fragile samples "Delrin" thermoplastic moving jaw for clamping vice 45mm
Ref. 51283

Special fragile samples "Delrin" thermoplastic moving jaw for clamping vice 70mm
Ref. 50242



Kopal Clamp
Ref. 50616

Kopal Kit
Ref. 50613



Kopal chain clamping system
Ref. 50617

TABLES & POSITIONING

X-axis manual table
Ref. 50410

Y-axis manual table
Ref. 50411

Y-axis option - motorized longitudinal movement table
Ref. 50409



Kit of V positioning supports
Ref. 50370

OTHER ACCESSORIES



Positioning laser
Ref. 50412



Set of 2 filters
Ref. 81500



Suction & extraction
Ref. 50408

CUTTING

EVO 450

HIGH CAPACITY CUTTING MACHINE

REF. 50450

The EVO 450 is a spacious, powerful and robust cutting machine. It has a height under cut-off wheel of 165mm and its tables can support samples weighing more than 200kg. This machine, suitable for workshops, combines robustness and ease of use. It offers 3 cutting modes: assisted, automatic and programmable (repeatability of cuts) and can cut through the toughest materials. Ergonomic, it is equipped with a motorized cover and a multilingual color touch screen facilitating the man-machine interface.

Available as an option:

- Positioning Laser
- Manual transverse table (X axis) to facilitate lateral adjustment of the part and cutting parallel sections.
- Longitudinal manual table (Y axis)
- Tray and filter.

↑ 1910mm hood closed
2380mm hood open

↔ 1140mm screen closed
1620mm screen open

↘ 1600mm

📦 750kg



Check out the EVO 450 user video

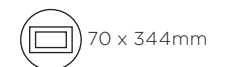
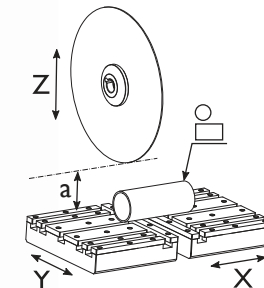


Tray and Filter



Positioning laser

CUTTING DIAGRAM*



*This cutting diagram has been designed for informational purposes. It represents the theoretical maximum cutting capacity. The described cutting capacities can be increased depending on the materials, the cutting frequency and selected flanges.

CHARACTERISTICS

HOOD

Type	Metal frames & PETG Motorised opening and closing
Safety	Locked during motor rotation
Fumes extraction outlet	76mm

MOTORISATION - POWER SUPPLY

Nominal power S1	11000W
Nominal power S3	18500W
Power supply	380V / Three-phases / 50Hz
Control of the motor	Frequency inverter

CUT-OFF WHEELS

Type of cutting disc	Resinoid & diamond
Size of cutting disc	Up to 450mm
Rotation speed	1000 to 3000 RPM
Shaft diameter	32mm

CONTROL

Control interface	Colour touchscreen
Code protection	Can be activated
Programmable	Up to 6 password-protected programmes
Communication interface / Machine control	Modbus

CUTTING

Cutting method	Assisted, automatic, programmed, by impulse
Cutting regulation	Movement of the arm according to motor load
Axis Y travel	Travel 300mm* (optional)
Axis X travel	Travel 200mm* (optional)
Axis Z travel	320mm
Standard table	Left table 300 x 600mm. Right table 300 x 600mm
With X axis option - Manual transverse movement table	Left table 300 x 600mm. Right table 250 x 600mm
With Y axis option - Manual longitudinal movement table	Left table 300 x 300mm. Right table 300 x 300mm
Positioning laser	Option
Distance between cut-off wheel and table	200mm
Type of table	Treated aluminium table, interchangeable stainless steel palettes
Holders	Slotted T table (12mm) accepting all clamping systems available on the market

LUBRICATION- COOLING

Pump & tank	External - 200L
Type of lubrication	Pump
Method of directing pumped coolant	Cutting disc housing and 2 mobile sprinklers on the table
Type of filtration	100µm washable cloth filter

ERGONOMICS

Internal lighting	LED
Spray nozzle for cleaning	Integrated

* Customizable tables and strokes.

ACCESSORIES

STAINLESS STEEL VICE & CLAMPING SYSTEMS



Left quick clamping vice
45mm height removable jaw
+ rear jaw
Height 45mm - Ref. 50236
Height 70mm - Ref. 50241



Right quick clamping vice
45mm height + moving jaw
+ rear jaws
Height 45mm - Ref. 50235
Height 70mm - Ref. 50240



Double quick clamping vices right & left height 90mm
Ref. 50911



Left quick clamping vice
45mm height removable jaw
+ rear jaw
Ref. 50246



Right quick clamping vice
45mm height removable jaw
+ rear jaw
Ref. 50245



Stainless steel V-type moving jaw for clamping vice 45mm height
Ref. 51282



Special fragile samples "Delrin" thermoplastic moving jaw for clamping vice 45mm
Ref. 51283

Stainless steel v-type moving jaw for clamping vice 70mm height
Ref. 50243

Special fragile samples "Delrin" thermoplastic moving jaw for clamping vice 70mm
Ref. 50242



Kopal Clamp
Ref. 50616

Kopal Kit
Ref. 50613



Kopal chain clamping system
Ref. 50617

OTHER ACCESSORIES



Positioning laser
Ref. 50412



Set of 2 filters
Ref. 81500



Suction & extraction
Ref. 50408

TABLES & POSITIONING



X-axis manual table
Ref. 50410



Kit of V positioning supports
Ref. 50370



Y-axis manual table
Ref. 50411

Y-axis option - motorized longitudinal movement table
Ref. 50409

CUTTING

DIAMOND WIRE SAWS

ABSOLUTE CUTTING FINESSE AND PRECISION

REF. 52020

With their stainless steel wire set with diamonds, the diamond wire saws allow the cutting of most materials.

They are particularly recommended for cutting delicate samples such as silicon, glass or electronic components.

Low speeds allow excellent protection for the sample surface and no risk of overheating.

They ensure flat cutting surfaces with sharp edges and avoid the modification of structure on both sides of the cut.

Finally the sample clamping system avoids any dimensional deformation and the horizontal or vertical working mode makes cutting easier.



CE

SAW 4500
REF. 52040



860mm



85kg



L: 590mm
l: 480mm



CE

SAW 6500
REF. 52050



1 200mm



105kg



L: 650mm
l: 480mm



CE

SAW 3400
REF. 52030



310mm



11,3kg



L: 450mm
l: 290mm



CE

SAW 3500 BASE
REF. 52010



460mm



13,8kg



L: 410mm
l: 345mm



CE

SAW 3500 PREMIUM
REF. 52020



460mm



13,8kg



L: 410mm
l: 345mm

Check the DIAMOND WIRE SAWS
video



CHARACTERISTICS


	3500	3500 PREMIUM	3400
POWER SUPPLY - CONTROL			
Voltage 230V, 50-60Hz	✓	✓	✓
Access code	✓	✓	✓
Main cable	✓	✓	✓
Power supply USB 5V on the side of the machine	✓	✓	✓
Touchscreen (optimal regulation of wire speed, measurement of effective cutting time)	✓	✓	✓
WiFi Ready	on demand	on demand	on demand
Timer	✓	✓	✓
WORKING AREA			
Height adjustment (counterweight position markers using coloured dots, like on the winder)	✓	✓	
ADVANCEMENT			
Gravity (wire)	✓	✓	
Scale/Weight (sample)			✓
CUTTING DEPTH			
Maximum in mm	60	35/52	50
Slider with electronic end-of-cut stop		✓	
SAMPLE HOLDER			
Slotted table	✓	✓	
Micrometric table	option	✓	✓
30mm diameter with 5 ceramic plates	✓	✓	✓
30mm diameter 90° with 5 ceramic plates	option	option	option
Turning deck		✓	
LUBRIFICATION			
Dampening device	✓	✓	✓
WARRANTY			
12 months (excluding wear parts)	✓	✓	✓

CONSUMABLES

REF.	DESCRIPTION	Ø	GRANULOMETRY
52100	Standard wire 120m	Ø 0.3mm	60µ
52101	Standard wire 120m	Ø 0.3mm	40µ
52102	Standard wire 120m	Ø 0.22mm	40µ
52103	Standard wire 120m	Ø 0.17mm	30µ
52104	Standard wire 120m	Ø 0.17mm	20µ
52105	Standard wire 120m	Ø 0.13mm	30µ
52106	Standard wire 120m	Ø 0.13mm	20µ
52107	Standard wire 120m	Ø 0.1mm	20µ
52200	Standard wire 30m	Ø 0.3mm	60µ
52201	Standard wire 30m	Ø 0.3mm	40µ
52202	Standard wire 30m	Ø 0.22mm	40µ
52203	Standard wire 30m	Ø 0.17mm	30µ
52204	Standard wire 30m	Ø 0.17mm	20µ
52205	Standard wire 30m	Ø 0.13mm	30µ
52206	Standard wire 30m	Ø 0.13mm	20µ
52207	Standard wire 30m	Ø 0.1mm	20µ
52293	Wire refill 10m	Ø 0.3mm	60µ
52294	Wire refill 10m	Ø 0.3mm	40µ
52295	Wire refill 10m	Ø 0.22mm	40µ
52296	Wire refill 10m	Ø 0.17mm	30µ
52297	Wire refill 10m	Ø 0.17mm	20µ
52298	Wire refill 10m	Ø 0.13mm	30µ
52299	Wire refill 10m	Ø 0.13mm	20µ
52300	Wire refill 10m	Ø 0.1mm	20µ



33 type winder
Ref. 52301



Stainless steel axis for sample holder support
Ref. 52305

ACCESSORIES

		
Sample holder Ref. 52307	Turning deck Ref. 52308	X-Y table Ref. 52309
		
Micrometric table Ref. 52310	Dual Vice Ref. 52311	Goniometer Ref. 52312
		
Cutting fluid Ref. 52302 500 ml Ref. 52304 5 L	Set of 5 ceramic plates Ref. 52303	Drum Ref. 52306

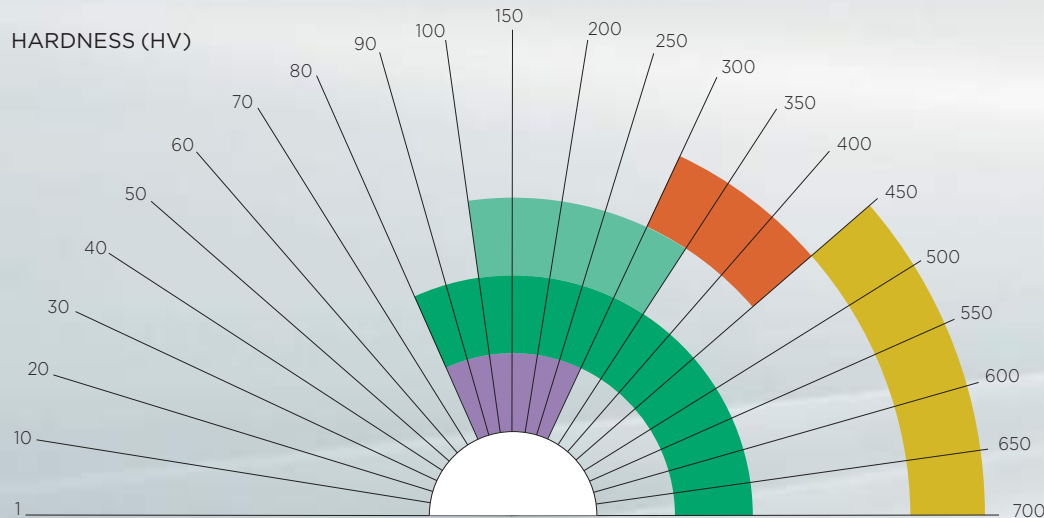
All the sample holders of the Mecatome T205 are adaptable on all our wire saws.



RESINOID CUT-OFF WHEELS

FERROUS MATERIALS

Resinoid cut-off wheels are made of a mixture of resin and abrasive powder and are suitable for cutting most materials. The nature of the abrasive and the hardness of the resin used are fundamental elements to ensure a perfect cut. The harder the material is, the softer the cut-off wheel must be.



WHEELS	RECOMMENDED MATERIALS
S	Treated steels, with fragile coatings, difficult materials.
AO	Treated steels, stainless steels, refractory metals, alloyed cast irons.
A	Low carbon, mild and extra mild and treated steels with medium cross-sections.
UTW	All types of metallic materials.
S	All types of metallic materials.
AOFII	Rubber bonded cut-off wheel, thin section cutting, low cross-section sintered steels, hard metal layers.

STANDARD RESINOID CUT-OFF WHEELS

Pack of 10

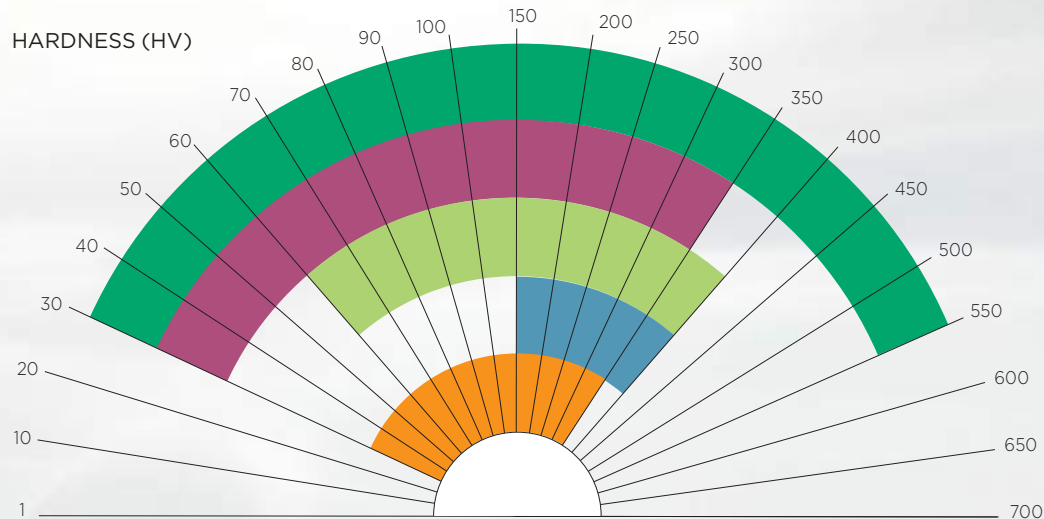
REF.	DESCRIPTION	ABRASIVE	Ø
S			
01016	Cut-off wheels	Al ₂ O ₃	Ø 250 x 1.6 x 32mm
01022	Cut-off wheels		Ø 300 x 2 x 32mm
01032	Cut-off wheels		Ø 350 x 2.5 x 32mm
01034	Cut-off wheels		Ø 400 x 3 x 32mm
01039	Cut-off wheels		Ø 450 x 3.5 x 32mm
01064	Cut-off wheels		Ø 500 x 3 x 32mm
AO			
01046	Cut-off wheels	Al ₂ O ₃	Ø 125 x 0.5 x 12,7mm
01043	Cut-off wheels		Ø 150 x 0.5 x 12,7mm
01002	Cut-off wheels		Ø 200 x 1.6 x 25,4mm
01008	Cut-off wheels		Ø 230 x 1.6 x 22mm
01014	Cut-off wheels		Ø 250 x 1.6 x 32mm
01020	Cut-off wheels		Ø 300 x 2 x 32mm
01030	Cut-off wheels		Ø 350 x 2.5 x 32mm
01027	Cut-off wheels		Ø 400 x 3 x 32mm
01036	Cut-off wheels		Ø 450 x 3.5 x 32mm
01063	Cut-off wheels		Ø 500 x 3.5 x 32mm
A			
01040	Cut-off wheels	Al ₂ O ₃	Ø 100 x 0.3 x 12,7mm
01015	Cut-off wheels		Ø 250 x 1.6 x 32mm
01021	Cut-off wheels		Ø 300 x 2 x 32mm
01033	Cut-off wheels		Ø 350 x 2.5 x 32mm
01029	Cut-off wheels		Ø 400 x 3 x 32mm
01038	Cut-off wheels		Ø 450 x 3.5 x 32mm
01062	Cut-off wheels		Ø 500 x 3 x 32mm
UTW			
01100	Cut-off wheels	SiC	Ø 180 x 0.5 x 25,4mm
01101	Cut-off wheels	SiC	Ø 200 x 0.5 x 25,4mm
S			
01060	Cut-off wheels	SiC	Ø 180 x 0.5 x 25,4mm
AOF II			
01001	Cut-off wheels	Al ₂ O ₃	Ø 200 x 0.8 x 25,4mm
01012	"S" Cut-off wheels		Ø 250 x 0.8 x 32mm
01013	Cut-off wheels		Ø 250 x 0.8 x 32mm
01019	Cut-off wheels		Ø 300 x 1 x 32mm



RESINOID CUT-OFF WHEELS

NON-FERROUS MATERIALS

Resinoid cut-off wheels are made of a mixture of resin and abrasive powder and are suitable for cutting most materials. The nature of the abrasive and the hardness of the resin used are fundamental elements to ensure a perfect cut. The harder the material is, the softer the cut-off wheel must be.



WHEELS	RECOMMENDED MATERIALS
S	All types of metallic materials.
UTW	All types of metallic materials.
MNF	Aluminium, copper and alloys, non ferrous metals, titanium and alloys.
T	Titanium, titanium alloys, non ferrous metals.
F	White, grey and spheroidal graphite cast iron, titanium and alloys.
C	Aluminium, copper and alloys, non ferrous metals, titanium and alloys.

STANDARD RESINOID CUT-OFF WHEELS

Pack of 10

REF.	DESCRIPTION	ABRASIVE	Ø
S			
01060	Cut-off wheels	SiC	Ø 180 x 0.5 x 25.4mm
UTW			
01100	Cut-off wheels	SiC	Ø 180 x 0.5 x 25.4mm
01101	Cut-off wheels	SiC	Ø 200 x 0.5 x 25.4mm
MNF			
01005	Cut-off wheels		Ø 200 x 1.6 x 25.4mm
01017	Cut-off wheels		Ø 250 x 1.6 x 32mm
01023	Cut-off wheels		Ø 300 x 1.8 x 32mm
01031	Cut-off wheels	SiC	Ø 350 x 2.5 x 32mm
01028	Cut-off wheels		Ø 400 x 3 x 32mm
01037	Cut-off wheels		Ø 450 x 3.5 x 32mm
01066	Cut-off wheels		Ø 500 x 3 x 32mm
T			
01071	Cut-off wheels		Ø 250 x 1.6 x 32mm
01072	Cut-off wheels		Ø 300 x 2 x 32mm
01073	Cut-off wheels	SiC	Ø 350 x 2.5 x 32mm
01047	Cut-off wheels		Ø 400 x 3 x 32mm
01048	Cut-off wheels		Ø 450 x 3.5 x 32mm
01065	Cut-off wheels		Ø 500 x 3 x 32mm
F			
01018	Cut-off wheels	SiC	Ø 250 x 1.6 x 32mm
01024	Cut-off wheels		Ø 300 x 2 x 32mm
C			
01041	Cut-off wheels	SiC	Ø 100 x 0.3 x 12.7mm

ULTRA THIN CUT-OFF WHEELS UTW

Ultra-thin resinoid cut-off wheels. Suitable for cutting all types of metallic materials and allow cutting with great precision thanks to their extreme finesse.



CUTTING

METALLIC CUT-OFF WHEELS

WHEELS

Diamond and CBN wheels only cut hard materials. There are two types of abrasives: diamond and boron nitride (CBN). Resin binders provide better surface finishes than metal binders. Metal binders have a longer lifespan than resin binders.

HARD FERROUS MATERIALS

CBN CUTTING DISCS (BORON NITRIDE CARBIDE)

Delivered with a dressing stick

CBN		
REF.	DESIGNATION	Ø
02059	CBN cutting disc	Ø 75 x 0.5 x 12.7mm
02062	CBN cutting disc	Ø 100 x 0.5 x 12.7mm
02050	CBN cutting disc	Ø 125 x 0.5 x 12.7mm
02065	CBN cutting disc	Ø 150 x 0.6 x 12.7mm
02056	CBN cutting disc	Ø 175 x 0.7 x 12.7mm
02039	CBN cutting disc	Ø 200 x 0.9 x 32mm
02043	CBN cutting disc	Ø 250 x 1.2 x 32mm
02047	CBN cutting disc	Ø 300 x 1.2 x 32mm

CBN Resin bond

High concentration boron nitride disc for cutting hard ferrous materials: cast irons, treated steels, high speed steels and hard steels.

HARD NON-FERROUS MATERIALS

METALLIC CUT-OFF WHEELS

Delivered with a dressing stick

LR		
REF.	DESIGNATION	Ø
02058	Cut-off wheel	Ø 75 x 0.5 x 12.7mm
02033	Cut-off wheel	Ø 100 x 0.5 x 12.7mm
02035	Cut-off wheel	Ø 125 x 0.5 x 12.7mm
02037	Cut-off wheel	Ø 150 x 0.6 x 12.7mm
02067	Cut-off wheel	Ø 175 x 0.7 x 12.7mm
02041	Cut-off wheel	Ø 200 x 0.9 x 32mm
02045	Cut-off wheel	Ø 250 x 1.2 x 32mm
02049	Cut-off wheel	Ø 300 x 1.2 x 32mm

LR Resin bond

High concentration disc recommended when looking for the best possible cutting quality. For cutting hard and fragile materials, composites, plasma deposits, ceramics, electronic components, etc.

DRESSING STICK FOR DIAMOND DISC

REF.	DESIGNATION
51164	Dressing stick for diamond disc



Dressing stick for diamond disc Ref. 51164

LM		
REF.	DESIGNATION	Ø
02030	Cut-off wheel	Ø 75 x 0.3 x 12.7mm
02031	Cut-off wheel	Ø 100 x 0.3 x 12.7mm
02034	Cut-off wheel	Ø 125 x 0.5 x 12.7mm
02036	Cut-off wheel	Ø 150 x 0.6 x 12.7mm
02055	Cut-off wheel	Ø 175 x 0.7 x 12.7mm
02038	Cut-off wheel	Ø 200 x 0.9 x 32mm
02042	Cut-off wheel	Ø 250 x 1.2 x 32mm
02046	Cut-off wheel	Ø 300 x 1.4 x 32mm

LM Metallic bond

Very polyvalent disc, normal concentration, designed to cut very hard materials such as: ceramics, alumina, sintered carbides, minerals, crystals, concretes, rocks.

LM+		
REF.	DESIGNATION	Ø
02057	Cut-off wheel	Ø 75 x 0.3 x 12.7mm
02060	Cut-off wheel	Ø 100 x 0.3 x 12.7mm
02063	Cut-off wheel	Ø 125 x 0.5 x 12.7mm
02064	Cut-off wheel	Ø 150 x 0.6 x 12.7mm
02066	Cut-off wheel	Ø 175 x 0.7 x 12.7mm
02040	Cut-off wheel	Ø 200 x 0.9 x 32mm
02044	Cut-off wheel	Ø 250 x 1.2 x 32mm

LM+ Metallic bond

High concentration disc designed to cut hard materials such as: tungsten carbide, silicon carbide, composites, plasma deposits, coated samples, refractory materials.

ELD DIAMOND CUT-OFF WHEELS



ELD diamond discs are cut-off wheels with a metal body, on which the diamond is electrodeposited. Due to the absence of a binder to fix the abrasive, the cut is clean. This wheel, designed for cutting plastics and composites, will also provide good results on polyurethane foams, plaster, concrete and rocks. ELD wheels do not need to be dressed.

ELD		
REF.	DESIGNATION	Ø
02100	Cut-off wheel	Ø 100 x 1.4 x 12.7mm
02101	Cut-off wheel	Ø 125 x 1.4 x 12.7mm
02102	Cut-off wheel	Ø 150 x 1.4 x 12.7mm
02103	Cut-off wheel	Ø 175 x 1.4 x 12.7mm
02104	Cut-off wheel	Ø 200 x 1.8 x 32mm
02105	Cut-off wheel	Ø 250 x 1.8 x 32mm
02106	Cut-off wheel	Ø 300 x 1.8 x 32mm

CUTTING

CONSUMABLES

ANTI-RUST ADDITIVE

For the use of our cut-off wheels, we recommend using our anti-rust additive which prevents any problems of corrosion or oxidation on the cutting machines and the parts to be cut. The anti-rust additive is available in 1, 5 or 10 liter containers and is used at a rate of 4% of product mixed in water.

REF.	DESIGNATION
01025	1L bottle
01090	5L drum
01026	10L drum



1L bottle 5L drum 10L drum

ANALOGICAL REFRACTOMETER

Device used to measure and maintain the optimum concentration of anti-rust additive in the cutting machine tank.

REF.	DESIGNATION
19074	Analogical refractometer BRIX 0-10



Analogical refractometer
BRIX 0-10

ANTI-FOAM ADDITIVE

The anti-foam additive reduces or potentially eliminates foam during cutting. Available in 1, 5 or 10 liter containers, it can be used at a rate of 0.01 g/l to 0.5 g/l depending on water hardness and working conditions.

REF.	DESIGNATION
01094	1L bottle
01095	5L drum
01096	10L drum



1L bottle 5L drum 10L drum

ANTI-SEPTIC LIQUID

The anti-septic liquid prevents the development of bacteria in the cutting machine. It therefore prevents bad odors while prolonging the lifespan of the equipment. The anti-septic liquid is used at a rate of 1.6% of product mixed with water.

REF.	DESIGNATION
01093	500CC anti-septic bottle
01097	1L anti-septic bottle
01098	5L anti-septic drum



500CC anti-septic
bottle

DRESSING STICK FOR DIAMOND DISC

Ref.	DESIGNATION
51164	Dressing stick for diamond disc
19015	Pack of 10 Tisediam wheel edging sticks



Dressing stick for diamond disc
Ref. 51164

REDUCTION RINGS*

Designed to adapt the interior diameter of the cut-off wheel with the machine arbor.

REF.	DESIGNATION	Ø
Pack of 20		
01089	Reduction ring teflon	32 / 25.4mm x 2mm
01091	Reduction ring teflon	25.4 / 22mm x 1.6mm
01092	Reduction ring teflon	32 / 25.4mm x 3mm
Pack of 5		
51324	Reduction ring aluminium	25.4 / 12.7mm x 1.5mm
51331	Reduction ring aluminium	32 / 12.7mm x 1.5mm
51332	Reduction ring aluminium ultra thin	25.4 / 12.7mm x 0.9mm



Reduction ring
teflon



Reduction ring
aluminium

* Other diameters on request.

PREPARATION

► METALLOGRAPHY

Mounting

Achieving a high quality mount is essential. Our machines and **cold mounting** consumables cover all the possible requirements involved in the handling of any given sample type. For cold mounting, we use either acrylic, epoxy, or polyester resins. The advantages of our processing techniques include eliminating the risk of blistering and guaranteeing low shrinkage.

In some cases, **hot mounting** is indicated. This process offers an increased hardness and a more precise mount diameter. Our hot mounting resins can be phenolic, epoxy, acrylic or allylic.

42



PRESI GUIDE

43



PRESSURE AND VACUUM MOUNTING MACHINES

44



TRANSPARENT & OPAQUE RESINS

46



KM-BACK IP-FAST

47



MOULDS

48



MECAPRESS 3

50



RESINS

COLD MOUNTING

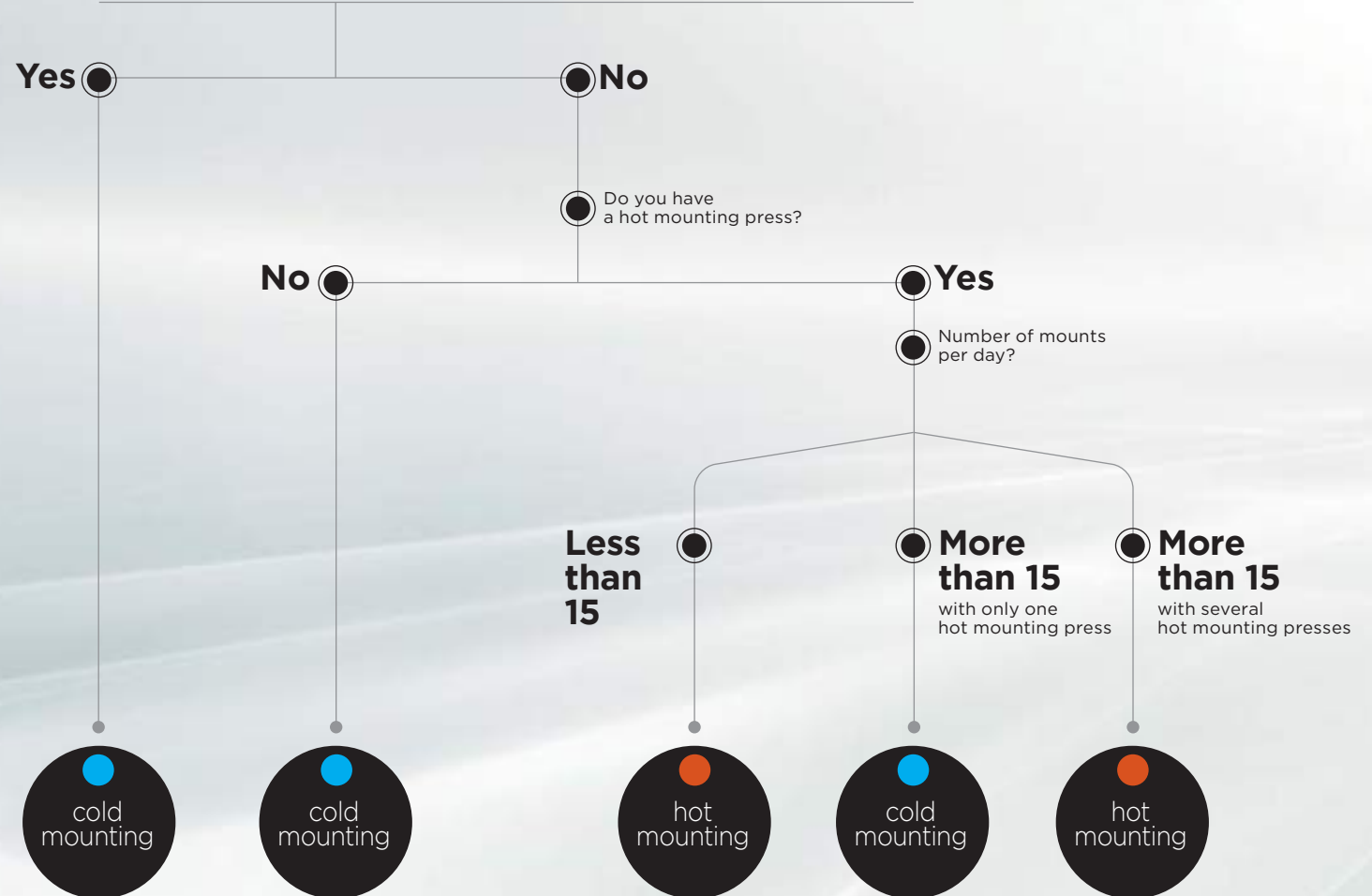
HOT MOUNTING



Cold or hot mounting ?

Does the material to be analyzed fulfill one or more of the following criteria?

- Fragile material / sensitive to temperature or pressure?
- Porous material? Honeycomb structures?
- Ceramics? Rocks?
- Studies of cracks?



Hot mounting is recommended to achieve:

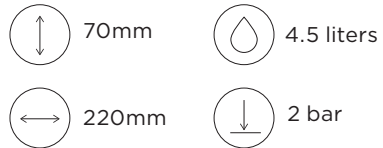
- high quality mounts (observation of edges),
- hardness measurements,
- polishing in individual pressure.

COLD MOUNTING

PRESSURE VESSEL FOR MOUNTING UNDER PRESSURE

REF. 04300

The pressure vessel improves the rendering of KM-series acrylic mounting resins, makes the KM-U resin transparent and reduces shrinkage. Can be used with all cold resins.



Removable bottom for easy cleaning



Safety valve protection



VACUUM IMPREGNATION SYSTEM

REF. 53600

Vacuum impregnation system

The vacuum impregnation system allows the impregnation of porous materials with epoxy type resins. Device controlled by a touch screen, automatic and programmable, multiple levels of vacuum, time delay from one minute to several hours. This device incorporates a resin dispensing device. Following the vacuum impregnation operation, the sample can be pressurized.

ACCESSORIES

50 bed protection sheets
Ref. 53605

Pipes and plastic nozzles (set of 50)
Ref. 53606

KIT POLY'VAC REF. 53600

50 bed protection sheets
50 pipes
50 plastic nozzles

See our POLY'VAC video here



TRANSPARENT RESINS

MA2+, 2S and IP resins are composed of two liquid parts: the resin and its hardener. These resins are totally transparent. MA2+, 2S and IP polymerize at ambient temperature (or vacuum for IP).

TYPE OF RESINS	USE	POLYMERIZATION TIME	SHRINKAGE	EXOTHERMIC PEAK	HARDNESS	PROPORTION
IP (époxy)	General use, observations of edges, very good impregnation capacity, suitable for hard materials	8 at 10h at 20°C (3h at 50°C)	Very low	30°C	83 Shore D	10% catalyst
IP-FAST (epoxy)	General use, visual control of material removal with fast polymerization, suitable for hard materials	2h* at 20 °C	Low	120°C	89 Shore D	30% catalyst
MA2 + (epoxy)	General use, visual control of material removal, suitable for soft materials	12h at 20°C	Low	60°C*	62 Shore D	10% catalyst
KM-U under pressure (acrylic)	General use with fast polymerization	15min at 20°C	Low	115°C	90 Shore D	2 volumes of powder for 1 volume of liquid
2S (polyester)	General use with fast polymerization, suitable for large quantity of mounts at one time	1h30 at 20°C	Medium	80°C	76 Shore D	2.5% catalyst

* depends on the volume

DYES POWDER



Red
Ref. 04184



Blue
Ref. 04185



Yellow
Ref. 04186



IP RESIN

REF.	DESIGNATION
04200	Pack 1kg resin + 100CC catalyst**
04201	Catalyst: 100CC
04202	Resin: 1kg
04805	Resin: 15kg
04806	Catalyst: 1.5L

IP-FAST RESIN

REF.	DESIGNATION
04070	Pack 1kg resin + 300CC catalyst**
04071	Catalyst: 300CC
04072	Resin: 1kg

MA2+ RESIN

REF.	DESIGNATION
04040	Pack 1kg resin + 100CC catalyst**
04009	Catalyst 100CC
04041	Resin: 1kg
04803	Resin: 15kg
04804	Catalyst: 1.5L

2S RESIN

REF.	DESIGNATION
04010	Pack 1kg resin + 30CC catalyst**
04011	Catalyst: 30CC
04042	Resin: 1kg

** Packs of IP, IP-FAST, MA2+ and 2S resins are delivered with: 10 plastic cups, 10 stirring sticks and 2 dosing syringes.

DYES (POWDER) FOR IP / IP-FAST / MA2+ / 2S RESINS

REF.	DESIGNATION
04184	1000mg Red
04185	1000mg Blue
04186	1000mg Yellow

OPAQUE RESINS

The KM resins are acrylic. They are composed of two parts: powder and liquid. Easy to use, these resins polymerize quickly with an exothermic peak around 70°C and 115°C. Those temperatures do not alter most samples.

TYPE OF RESINS	USE	POLYMERIZATION TIME	SHRINKAGE	EXOTHERMIC PEAK	HARDNESS	COLOR	PROPORTION
KM-U (acrylic)	Control/ General use with fast polymerization	15min at 20 °C	Medium	115°C	90 Shore D	White	2 volumes of powder for 1 volume of liquid
KM-B (acrylic)	Control/ General use with fast polymerization. Mineral loaded for a reduction of shrinkage	15min at 20°C	Very low	115°C	91 Shore D	Blue	2 volumes of powder for 1 volume of liquid
KM-EM (acrylic)	Creating a replica of the sample surface	8min at 20°C	-	95°C	87 Shore D	Yellow	2 volumes of powder for 1 volume of liquid
KM-CO (acrylic)	Graphite filled conductive resin for SEM applications	30min at 20°C	Medium	70 °C	62 Shore D	Black	8 volumes of powder for 5 volumes of liquid
KM-BACK (acrylic)	100% acetone soluble resin, allows sample recovery	10 to 15min at 20 °C	Medium	115 °C	83 Shore D	Green	2 volumes of powder for 1 volume of liquid

KM-U RESIN

REF.	DESIGNATION
04140	Pack 1kg powder + 500CC catalyst*
04141	Powder: 1kg
04142	Catalyst: 500CC
04143	Powder: 10kg
04144	Catalyst: 5L

KM-B RESIN

REF.	DESIGNATION
04130	Pack 1 kg powder + 500 CC catalyst*
04131	Powder: 1kg
04132	Catalyst: 500 CC

KM-EM RESIN

REF.	DESIGNATION
04150	Pack 1kg powder + 500CC catalyst*
04151	Powder: 1kg
04152	Catalyst: 500CC

KM-CO RESIN

REF.	DESIGNATION
04160	Pack 1kg powder + 1L catalyst*
04161	Powder: 1kg
04162	Catalyst: 1L

KM-BACK RESIN

REF.	DESIGNATION
04060	Pack 1kg powder + 500CC catalyst*
04061	Powder: 1kg
04062	Catalyst: 500CC

* Packs of KM-U / KM-B / KM-EM / KM-CO and KM-BACK are delivered with: 10 plastic cups and 10 stirring sticks.

DYES (LIQUID) FOR KM-U

REF.	DESIGNATION
04180	10ml dye red
04181	10ml dye green
04182	10ml dye blue
04183	10ml dye yellow



KM-BACK

ITS MAIN ADVANTAGE:
ACRYLIC RESIN
100% DISSOLUBLE

KM-BACK acrylic resin was designed to get back rare and unique samples.

Those who, after analysis and control, need to be preserved in their entirety and reused for other purposes. The KM-Back resin has the particularity **to dissolve completely** in acetone. Its hardness is 83 ShD. It polymerizes quickly, between 10 and 15 minutes.



Polymerization
Between 10 and 15 minutes



Hardness
of 83 ShD



IP-FAST:
AN EXPOY RESIN
WITH FAST
POLYMERIZATION

The IP-FAST resin was developed to significantly reduce the control and analysis times of mounted samples with an epoxy resin.

This transparent resin, with an excellent hardness (89 ShD), polymerizes very quickly: in only 2 hours.

Its very low shrinkage preserves the edges of the sample and reduces the risk of pollution.



Polymerization
2 hours



Hardness
of 89 ShD



IP-FAST

MOUNTING MOULDS

KM 2.0

Box of 5 bases and 50 rings.
Removable and reusable base.

REF.	DESIGNATION
04048	Kit of 50 rings + 5 x 25mm bases
04049	Kit of 50 rings + 5 x 30mm bases
04050	Kit of 50 rings + 5 x 40mm bases
04045	50 x 25mm ring refills
04046	50 x 30mm ring refills
04047	50 x 40mm ring refills
04051	Box of 5 x 25mm bases
04052	Box of 5 x 30mm bases
04053	Box of 5 x 40mm bases



Precise
The sample size is always perfectly calibrated thanks to the adjusted ring.

So simple
No more unmolding problems.
The base is made of silicone, easy to remove.

100% transparent
The ring ensures maximum transparency; the sample to be polished is thereby easily identified.

Clean
The silicon base is totally airtight.

Respecting the environment
The silicon base is reusable, which means less waste.
The concept requires less resin.



TEFLON

Box of 5.
Detachable base. Reusable.

REF.	DESIGNATION
04016	Teflon Ø 20mm
04017	Teflon Ø 25mm
04036	Teflon Ø 25.4mm
04018	Teflon Ø 30mm
04037	Teflon Ø 31.7mm
04038	Teflon Ø 38.1mm
04019	Teflon Ø 40mm
04020	Teflon Ø 50mm



RUBBER SILICONE

Box of 5.
One piece. Reusable.

REF.	DESIGNATION
04021	Silicone Rubber Ø 25mm
04022	Silicone Rubber Ø 30mm
04023	Silicone Rubber Ø 40mm
04025	Rectangular 55 x 30 x 25mm
04026	Rectangular 70 x 40 x 25mm
04027	Rectangular 100 x 50 x 25mm



POLYETHYLENE

Box of 5.
Detachable base. Reusable.
Not suitable for individual pressure polishing methods.

REF.	DESIGNATION
04028	Polyethylene Ø 25mm
04029	Polyethylene Ø 30mm
04030	Polyethylene Ø 40mm



ACCESSORIES

REF.	DESIGNATION
04112	Set of 100 holding (multi-colour) clips
04110	Set of 100 spring clips (metal) Ø 9mm
04111	Set of 100 holding blue clips (plastic)
04024	Box of 5 graduated measuring cups (250CC) with stirring sticks
04900	Set of 100 paper cups + 100 stirring sticks
04901	Kit 25 syringes 50ml + 25 syringes 5ml for liquid resins
04114	Box of 50 holding clips "six slots"
19062	Self-adhesive teflon fabric for bench protection 1m x 2m "Lab'Board Protect"
19064	Roll of universal absorbent and anti-static fabric 40cm x 46m



Set of 100 holding (multi-colour) clips
Ref. 04112



Set of 100 spring clips (metal) Ø 9mm
Ref. 04110



Set of 100 holding blue clips (plastic)
Ref. 04111



Box of 5 graduated measuring cups (250CC) with stirring sticks
Ref. 04024



Set of 100 paper cups + 100 stirring sticks
Ref. 04900



Kit 25 syringes 50ml + 25 syringes 5ml for liquid resins
Ref. 04901



Box of 50 holding clips "six slots"
Ref. 04114

MOUNT RELEASE SPRAY

Just spray into the cold-mounting molds.

REF.	DESIGNATION
03208	Silfree-Jet* mould removal aerosol

* Non-disruptive mold release spray.



HOT MOUNTING

MECAPRESS 3

THE HOT MOUNTING PRESS

REF. 53500

MECAPRESS 3 is a fully automatic hot mounting press. Easy to use, it combines the parameters of a very high-precision machine: memorization and adjustment of processes, personalization, speed of execution.

MECAPRESS 3 also allows a significant reduction in water consumption. A flexible, powerful machine.

↑↓
530mm

↔
320mm

↖↗
560mm

📦
65kg

CE



Mounting mould
Mecapress 3



Colour touch screen

CHARACTERISTICS

Automatic cycle	✓
Fast cycle	✓
Temperature setting	From 100 to 200°C, by step of 1°C
Heating time setting	From 0 to 1800 seconds, by step of 1 second
Cooling time setting	From 0 to 1800 seconds, by step of 1 second
Cooling mode setting	✓
Pressure setting	From 300 to 1.800 daN, by step of 1 daN (for a 6 bars compressed air network)
Fragile sample function	✓ only with acrylic resin
Mould diameter	25.4/30/31.7/38.1/40/50mm
Intermediate ram (to allow two molds be made at the same time)	✓
Easy interchangeable moulds	✓
Possibility to stop the piston at the required position	✓
Fast arm lock	✓
Secure mould closing	✓
Sensor for detecting if mould is closed	✓
Mounting parameters settings	✓
Mounting parameters readable on touchscreen	✓
Memorised mounting processes	More than 100 processes
Pulse controlled cooling	✓
Connectors to plug and control tank and re-circulating pump	✓
Easy cleaning	✓
Easy use and maintenance	✓
Power	> 2 KW
Electrical input	230 V/50-60 Hz/8 A
Air pressure (input)	6-10 bars
Air connector diameter (input and output)	Ø 10mm
Water connector diameter (input and output)	Ø 12mm
Anti chalk system (ref. 53520)	✓

See our MECAPRESS 3 video here



ACCESSORIES

MOULD SETS FOR MECAPRESS 3



Mould set Ø 25.4mm
Ref. 53505

Mould set Ø 30mm
Ref. 53506

Mould set Ø 31.7mm
Ref. 53507

Mould set Ø 38.1mm
Ref. 53508

Mould set Ø 40mm
Ref. 53509

Mould set Ø 50mm
Ref. 53510

INTERMEDIATE RAMS

The intermediate pistons make it possible to realize two simultaneous mounts with a single mould.



Intermediate rams Ø 25.4mm
Ref. 53416

Intermediate rams Ø 30mm
Ref. 53420

Intermediate rams Ø 31.7mm
Ref. 53421

Intermediate rams Ø 38.1mm
Ref. 53422

Intermediate rams Ø 40mm
Ref. 53423

Intermediate rams Ø 50mm
Ref. 53424

OTHER ACCESSORIES



Stainless steel recirculation tank and pump system (55l)

It allows to work with a closed circuit cooling. It saves water during the sample cooling cycle without increasing the time.

A gesture for the environment!

- No more problems with limestone
- Water saving

Ref. 53515



Ultra-silent air compressor, 24L tank.

Dimensions (WxDxH): 400x400x600mm

Ref. 67750



Refill cartridge for anti chalk system Mecapress 3

Ref. 53521



RESINS

When properly cured, hot mounting resins are hard, acid and solvent resistant and have low shrinkage. As such, they also provide excellent edge retention.

TYPE OF RESINS	USE	SHRINKAGE	HARDNESS	CONDUCTIVITY	COLOUR
EPOXY	Hard materials, edge observation, surface deposits, coatings	Very low	96 Shore D	-	Black
PHENOLIC	Standard resin for classic control of all soft to medium-hard materials	Low	90 Shore D	-	White, green, red, black
CONDUCTIVE PHENOLIC (with carbon)	SEM applications or electrolytic polishing	Low	90 Shore D	Good	Black
GLASS FIBER PHENOLIC	Classic control of all medium-hard to hard materials	Low	95 Shore D	-	Black
GLASS FIBER ALLYLIC	Observation of sample edges	Very low	93 Shore D	-	Blue
ACRYLIC	When a transparent mount is required	Low	88 Shore D	-	Transparent
ACRYLIC COPPER POWDER	For electro-polishing or electrolytic etching	Low	90 Shore D	Good	Copper

EPOXY RESIN

REF.	DESIGNATION
03009	Pack 2.5kg Black Epoxy
03109	Pack 10kg Black Epoxy
03156	Drum 25kg Black Epoxy

PHENOLIC RESIN

REF.	DESIGNATION
03001	Pack 2.5kg Black Phenolic
03101	Pack 10kg Black Phenolic
03150	20kg Black Phenolic
03002	Pack 2.5kg Green Phenolic
03102	Pack 10kg Green Phenolic
03151	20kg Green Phenolic
03003	Pack 2.5kg Red Phenolic
03103	Pack 10kg Red Phenolic
03152	20kg Red Phenolic
03011	Pack 2.5kg White Phenolic
03105	Pack 10kg White Phenolic
03010	Pack 2.5kg Black fiber glass
03111	Pack 10kg Black, with fiber glass filler
03012	Pack 2.5kg Conductive Phenolic (black carbon)
03112	Pack 10kg Resin phenolic red fine grain
03017	Pack 2.5kg Resin phenolic red fine grain
03153	Drum 20kg Resin phenolic red fine grain

ALLYLIC RESIN

REF.	DESIGNATION
03005	Pack 2.5kg Allylic fiber glass
03106	Pack 10kg Allylic fiber glass
03157	Drum 20kg Allylic fiber glass

ACRYLIC RESIN


REF.	DESIGNATION
03006	Pack 2.5kg Acrylic, with copper powder additive
03007	Pack 2.5kg Transparent Clear Acrylic
03108	Pack 10kg Transparent Clear Acrylic
03015	Pack 2.5kg Granite Clear Acrylic

MOUNT RELEASE AGENT

Just spray into the mould of the hot mounting press.

REF.	DESIGNATION
03208	Silfree-Jet* mould removal aerosol

* Non-disruptive mold release spray.



PREPARATION
▶ **METALLOGRAPHY**

Polishing

The polishing step is essential in order to eliminate residual scratches and defects that would otherwise interfere with microscopic analysis or hardness measurements. Ever-more efficient, our new range of manual and automatic polishing machines covers all of your requirements, from the grinding stage to the super-finishing polishing stage, or from the polishing of a single sample to the polishing of multiple samples at a time.

The high performance of our polishing process is made possible thanks to our wide range of consumables that fully preserve the integrity of the materials to be analysed.

54



LE CUBE

56



MINITECH

ADAPTATION
DEVICES



74

GRINDING



76

60



FILTER SOLUTIONS

62



MECAPLAN 350

64



MECATECH 334 SPC

66



MECATECH

70



MECATECH 300 SPS

72



VIBROTECH 300

GRINDING CONSUMABLES



79

POLISHING SUPPORTS



84

POLISHING CLOTHS



87

DIAMOND POLISHING



88

DIAMOND CONSUMABLES



89

SUPER-FINISHING POLISHING



92

POLISHING

LE CUBE

THE IDEAL SOLUTION FOR BASIC POLISHING OPERATIONS

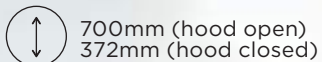
REF. 66250

LE CUBE is a Ø 200 and 250mm manual polishing machine. Simple, reliable and sturdy, it is the ideal solution for laboratories, schools or research centres. Equipped with a frequency inverter, LE CUBE has a high-torque motor turning either clockwise or counter-clockwise.

The polishing plate is equipped with two speed rotation settings (150 & 300 RPM). The multi-jet water spray ensures the optimum lubrication of the platen surface. With its removable platen the cleaning of the machine is very easy. LE CUBE is dust free thanks to the transparent integrated hood.

LE CUBE'S direct transmission on bearings confers an incomparable silence in use.

LE CUBE can be used with any type of polishing support: non-adhesive, adhesive, PRESI Reflex System and magnetic. No particular adaptation is required.



Le Cube - hood closed

- Water inlet: designed for a hose with inside Ø 12mm (not supplied)
- Water outlet: delivered with a hose with outside Ø 25mm

Download LE CUBE technical sheet



CHARACTERISTICS

Diameter of the polishing platen	200 or 250mm
Rotation speed	150 & 300 RPM
Direction of rotation	Clockwise and counter-clockwise
Multi jet water spray	✓
Removable polishing platen	✓
Nominal power S1	90 W
Nominal power S3	180 W
Frequency inverter	✓
High-torque motor	✓
Speed and torque compensation	✓
Immediate stop of the platten (safety)	✓
Progressive acceleration	✓
Transparent protection hood	✓
Splash guard	✓
Simple to maintain and service	✓
Power supply	230V / 50-60Hz

ACCESSORIES

PLATENS AND BASE PLATENS



Almagtech platen
ø 200mm
Ref. 67822

Almagtech platen
ø 250mm
Ref. 67820



Circular paper holder (PVC)
ø 250mm - Ref. 56070
ø 200mm - Ref. 56067

OTHER ACCESSORIES



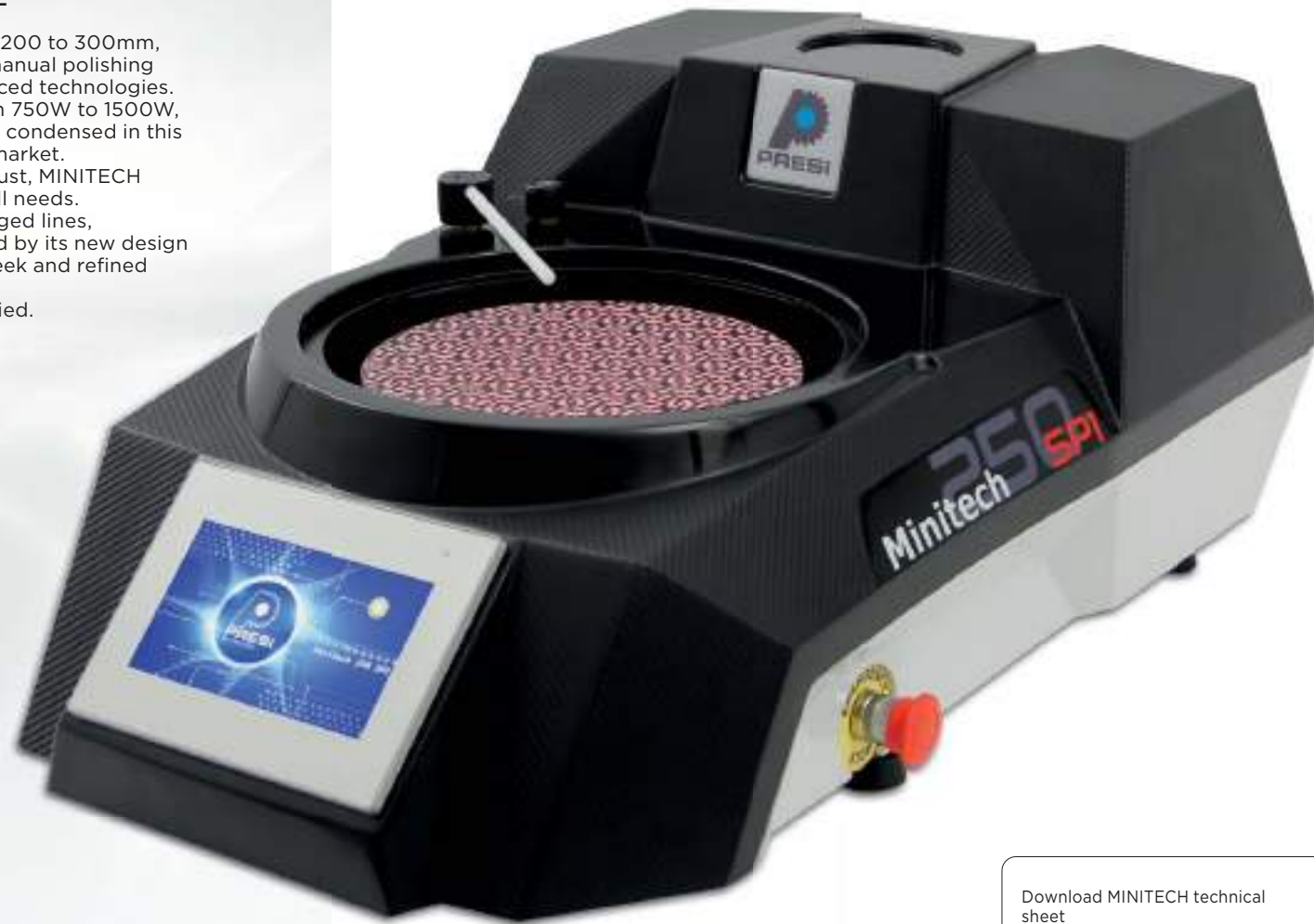
Grinding recirculation tank
with 5µ filter
Ref. 67130

POLISHING

MINITECH

THE MANUAL POLISHING MACHINE RANGE

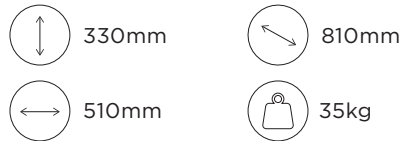
Equipped with platens from Ø200 to 300mm, the new range of MINITECH manual polishing machines has the most advanced technologies. Thanks to a motor power from 750W to 1500W, the entire PRESI experience is condensed in this most complete range on the market. User-friendly, reliable and robust, MINITECH provides a simple answer to all needs. With its affirmed style and edged lines, this new range is distinguished by its new design with an easily recognizable sleek and refined carbon look. All our machines are CE certified.



Download MINITECH technical sheet 

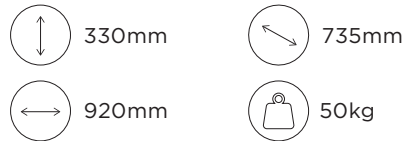
PLATEN DIAMETERS: 200 TO 250MM

MINITECH 250 SP1
REF. 66400



- 1 platen
- 1 motor
- 1 watering ramp
- 1 removable bowl

MINITECH 250 DP1
REF. 66410



- 2 platens
- 1 motor
- 2 watering ramps
- 2 removable bowls



MINITECH 250 DP2
REF. 66420



- 2 platens
- 2 motors
- 2 watering ramps
- 2 removable bowls

PLATEN DIAMETERS: 250 TO 300MM

MINITECH 300 SP1
REF. 66430



- 1 platen
- 1 motor
- 1 watering ramp
- 1 removable bowl

MINITECH 300 DP1
REF. 66440



- 2 platens
- 1 motor
- 2 watering ramps
- 2 removable bowls

MINITECH 300 DP2
REF. 66450



- 2 platens
- 2 motors
- 2 watering ramps
- 2 removable bowls

CHARACTERISTICS MINITECH

	250 SP1	250 DP1	250 DP2	300 SP1	300 DP1	300 DP2
Number of platens	1	2	2	1	2	2
Number of motors	1	1	2	1	1	2
Diameter of the polishing platen	200 to 250mm	200 to 250mm	200 to 250mm	250 to 300mm	250 to 300mm	250 to 300mm
Rotation speed (in increment of 1RPM)	20 to 700 RPM	20 to 700 RPM	20 to 700 RPM	20 to 700 RPM	20 to 700 RPM	20 to 700 RPM
Rotation direction	Clockwise and counter-clockwise	Clockwise and counter-clockwise	Clockwise and counter-clockwise	Clockwise and counter-clockwise	Clockwise and counter-clockwise	Clockwise and counter-clockwise
Timer	✓	✓	✓	✓	✓	✓
Speed display	✓	✓	✓	✓	✓	✓
Time display in seconds	✓	✓	✓	✓	✓	✓
Display of applied force	✓	✓	✓	✓	✓	✓
Memorization of settings	✓	✓	✓	✓	✓	✓
Watering by multijet ramp	✓	✓	✓	✓	✓	✓
Nominal power S1	750W	750W	750W	900W	900W	900W
Nominal power S3	1100W	1100W	1100W	1500W	1500W	1500W
600 RPM drying function	✓	✓	✓	✓	✓	✓
High engine torque	✓	✓	✓	✓	✓	✓
Constant speed of the platen	✓	✓	✓	✓	✓	✓
Immediate stop of the platen	✓	✓	✓	✓	✓	✓
Bearing transmission	✓	✓	✓	✓	✓	✓
Additional bowl	✓	✓	✓	✓	✓	✓
Progressive acceleration of the platen	✓	✓	✓	✓	✓	✓
Splash guard	✓	✓	✓	✓	✓	✓
Power supply*	230 VAC	230 VAC	230 VAC	230 VAC	230 VAC	230 VAC
Frequency	50 - 60 Hz	50 - 60 Hz	50 - 60 Hz	50 - 60 Hz	50 - 60 Hz	50 - 60 Hz
Max. current	8 A	8 A	8 A	8 A	8 A	8 A
Water inlet	Ø 12mm	Ø 12mm	Ø 12mm	Ø 12mm	Ø 12mm	Ø 12mm
Water outlet	Ø 32mm	Ø 32mm	Ø 32mm	Ø 32mm	Ø 32mm	Ø 32mm

* available on request: 110 VAC: 50 - 60Hz

ACCESSORIES

PLATEN AND BASE PLATEN



Drive platen with aluminium positioner
ø 196mm, Ref. 56350
ø 245mm, Ref. 67221



Almagtech platen
ø 200mm, Ref. 67822
ø 250mm, Ref. 67820
ø 300mm, Ref. 67821



Circular paper holder (PVC)
ø 200mm, Ref. 56067
ø 250mm, Ref. 56068
ø 300mm, Ref. 56069



Full PVC platen with integrated cone
ø 200mm, Ref. 56053
ø 250mm, Ref. 56063
ø 300mm, Ref. 56064

OTHER ACCESSORIES



PVC lid
ø 250mm, Ref. 66050
ø 300mm, Ref. 66025



Grinding recirculation tank
with 5µm filter
Ref. 67130



Set of 2 removable bowls
ø 250mm, Ref. 66500
ø 300mm, Ref. 66505

**Accessories
100%
compatible**
with the older
generation
of MINITECH



POLISHING

50L WASTE COLLECTION TANK

REF. 57170

This 50L settling tank is an option for polishing machines. Indeed, these polishing machines require the use of water and abrasive suspensions during polishing. Mixed with the fine particles of your polished materials, polishing sludge is formed. Until now, this sludge was evacuated directly into your wastewater network.

In a spirit of eco-responsibility, PRESI proposes and advises the use of a settling tank which can be procured on delivery of the machine. Installing the 50L tank on your polishing machine after delivery does not require any specific changes. It is therefore not necessary to return your machine to our PRESI workshops in order to install this new equipment. The use of this tank allows the recovery of polishing sludge in a bag provided for this purpose and disposal of remaining fluids into your wastewater system. This settling tank is compatible with all brands of polishing machines.



FEATURES

Capacity	50L
Materials	polyvinyl chloride
Handling	4 wheels
Tank delivered with	1 transparent lid, 1 collection bag, 1 divider with 3 walls, 1 connecting element in beige PVC for the filter, 2 connection elements in gray PVC for the filter, 1 filter and its attachment gasket, 1 gray PVC connection element for sludge inlet

Power supply - installation

Power supply	No power supply
Tank Installation	Connects to polishing machine drain

Accessories

Recovery bag	Set of 2 bags - Ref. 571810
Filters	Set of 5 filters + attachment seal - Ref. 571820



FILTRATION TANK 60L

REF. 53555

The 60L filtration tank is an option for polishing machines. Indeed, these machines require the use of water and abrasive suspensions during polishing. Mixed with the fine particles of your polished materials, polishing sludge is formed. Until now, this sludge was evacuated directly into your wastewater network. In a spirit of eco-responsibility, PRESI proposes and advises the use of a filtration tank which can be procured on delivery of the machine. The installation of the 60L bin on your polishing machine after delivery of the latter does not require any specific changes. It is therefore not necessary to return your machine to our PRESI workshops in order to install this new equipment. The use of this tank allows the recovery of polishing sludge after a filtration of 100µm. This filtration tank is compatible with all brands of polishing machines.



FEATURES


Capacity	60L
Materials	polyvinyl chloride
Handling	4 wheels
Filter type	Cylindrical filter Ø 260mm - Filtration 100µm
Tank delivered with	1 washable cylindrical filter Ø 260mm - Filtration 100µm 1 connection pipe Ø ext 32mm / L = 1.5m 1 1/4 turn valve

Power supply - installation

Power supply	No power supply
Tank Installation	Connects to the drain of the polishing machine using a pipe Ø ext 32mm

Accessories

Cylindrical filter	Set of 3 filters 100µm - Ref. 516200
--------------------	--------------------------------------



60L RECIRCULATION TANK

REF. 67130

The 60L recirculation tank is an option for LE CUBE/ MINITECH/MECATECH. These polishing machines require the use of water and abrasive suspensions during polishing. A polishing sludge is formed, mixed with fine particles of your polished materials.


Until now, this sludge was evacuated directly into your wastewater network.

In the spirit of eco-responsibility, PRESI suggests and advises the use of a recirculation tank.

The installation of the 60L tank on your LE CUBE/ MINITECH/MECATECH after delivery of the latter requires a specific modifications. It is therefore necessary to return your machine to our PRESI workshops in order to install this new bin. When this tank is ordered with a PRESI polishing machine, the modification will be carried out directly in the workshop before delivery.

The use of this tank makes it possible to operate in a closed circuit, providing total autonomy. It also saves water and thus avoids its waste.

It is equipped with 2 filtration systems: a pre-filter of 30µm and a filtering cartridge of 5µm. Its pump, directly controlled by the polishing machine, ensures the recirculation of the filtered water.



FEATURES

Capacity	60L
Materials	Polyvinyl chloride
Handling	4 wheels
Filter type	Cylindrical pre-filter Ø 260mm - Filtration 30µm Cartridge - Filter 5µm
Tank delivered with	1 single-phase 230V pump with power cable 1 washable cylindrical pre-filter Ø 260 - Filtration 30µm 1 filter cartridge - Filtration 5µm 1 connection pipe Ø ext 32mm / L = 1.5m 2 connection pipes pump - filter - bin Ø ext 18mm 1 1/4 turn valve

Power supply - Installation

Pump power supply	Pump powered by the polishing machine
Pump control	Pump controlled by the polishing machine
Tank Installation	Connects to the drain of the polishing machine using the Ø ext 32mm pipe Connects electrically using a connector located at the back of the polishing machine

Accessories

Cylindrical filter	Set of 3 filters of 30µm - Ref. 838010
Filter cartridge	Filters of 5µm - Ref. 838000

POLISHING

MECAPLAN 350

AUTOMATIC PLANAR GRINDING MACHINE

REF. 54200

MECAPLAN 350 is an automatic planar grinding machine that allows rapid and extensive removal of material while preserving the integrity of the samples.

Powerful and fast, it saves time and consumables. This machine is particularly suitable for laboratories or workshops that perform tests on many samples.

↑ 2300mm (open hood)
↓ 1850mm (closed hood)

↔ 806mm

↘ 1240mm

📦 500kg



Download MECAPLAN 350
technical sheet



Polishing head



Large colour touch screen



Dressing diamond and touch sensor

GRINDING WHEEL CHARACTERISTICS

Diameter of the grinding wheel	356mm
Rotation speed	1000 à 2000 RPM
Direction of rotation	Clockwise and counter-clockwise
Nominal power S1	5500W
Nominal power S3	9000W
Constant torque	✓
Immediate stop of the platen	✓
Progressive acceleration of the grinding wheel	✓
TFT LCD 7" 16/9 colour touch screen	✓
Secure cover with interlocking	✓
LED light on head and machine	✓
Simplified service and maintenance without dismantling	✓
Voltage	400V three-phases
Frequency	50-60Hz
Max. current	21 A
Air pressure	5 - 10 bars
Compressed air	Ø 10mm
Cleaning kit	✓
Integrated recycling system	✓
Suction & extraction	Option: mist extraction with fluid recovery

POLISHING HEAD

Central pressure	✓
Mounted samples	✓
Non mounted samples	✓
Rectangular samples	✓
Head movement	Automatic
Rotation speed	100 to 200 RPM
Rotation direction	Clockwise and counter-clockwise
Motor power	500W
Maximum power available	100daN
Material removal measurement with automatic stop	✓
Force controlled electronically	✓
Force reduced at start and end of cycle	✓
Polishing head vertical movement: 150mm	✓

MACHINE ACCESSORIES

CLAMPING VICE

54210	Clamping vice Ø 120mm	For specimen holder Ø 120mm
54211	Clamping vice Ø 140mm	For specimen holder Ø 140mm
54212	Clamping vice Ø 160mm	For specimen holder Ø 160mm
54213	Clamping vice Ø 170mm	For specimen holder Ø 170mm
54214	Clamping vice Ø 210mm	For specimen holder Ø 210mm
54215	Clamping vice Ø 220mm	For specimen holder Ø 220mm



Diamond for dressing
Ref. 01054



Suction & extraction
Ref. 51260

All information regarding specimen holders on page 69



GRINDING WHEEL

REF.	DESIGNATION	GRIT
01052	Stone grinding wheel Ø 356mm	150



Grinding wheel
Abrasive Al_2O_3

POLISHING

MECATECH

334 SPC

SINGLE STATION, AUTOMATIC POLISHING MACHINE

REF. 67960

Equipped with a Ø 250 to 300mm platen, the MECATECH 334 SPC is a powerful and reliable polishing machine with the most advanced technologies for easy operation and easy maintenance. It gives the best polishing results on all types, sizes and number of samples.

↑ ↓ 640mm

← → 520mm

↙ ↘ 750mm

📦 75kg

CE



CHARACTERISTICS

Number of motors	1
Number of polishing platens	1
Diameter of the polishing platen	250 to 300mm
Rotation speed	20 to 700 RPM
Rotation direction	Clockwise and counter-clockwise
Nominal power S1	750W
Nominal power S3	1100W
Torque compensation	Automatic
Immediate stop of the platen	Automatic
Progressive acceleration of the platen	Automatic
Drying function	600 RPM
Spindle on bearing	✓
Base platen + anti-vibration seals	✓
Additional removable bowl	✓
Splash guard	✓
High strength mechanically welded + painted steel chassis	✓
Composite body	✓
16/9 color TFT LCD touch screen 7"	✓
Simplified service and maintenance without dismantling	✓
Voltage	230V VAC
Frequency	50-60Hz
Max. current	8 A
Air pressure	5 - 10 bars
Water inlet	Ø 12mm
Water outlet	Ø 32mm
Compressed air	Ø 10mm

Download MECATECH 334 SPC technical sheet



POLISHING HEAD

Individual pressure	✓
Central pressure	✓
Mounted samples	✓
Non mounted samples	✓
Rectangular samples	✓
Rotation speed	20 to 150 RPM
Rotation direction	Clockwise and counter-clockwise
Motor power	180W
Force per specimen	0,1 - 5daN
Maximum power available	30daN
LED lighting	✓
Force controlled electronically	✓
Force reduced at start and end of cycle	✓
50mm vertical movement of the polishing head	✓
Manual locking of the polishing head	✓
200CC lubricant reservoir included in the polishing head	✓

SPECIMEN HOLDERS FOR CENTRAL PRESSURE POLISHING



Specimen holder
Ø 160mm for 6 samples
Ø 25 to 32mm
Ref. 57102



Specimen holder
Ø 160mm for 4 samples
Ø 30 to 40mm
Ref. 57103



Blank specimen
holder Ø 160mm
Ref. 57105



Specimen holder
Ø 160mm
for 6 samples
Ø 30mm
Ø 38mm
Ref. 57106



Specimen holder
Ø 160mm annular
holding for 4 samples
Ø 40mm
Ref. 57107



Compulsory hooking
system for central
pressure specimen
holder
Ref. 57116



Levelling press
for samples - Minipress
Ref. 57127

SPECIMEN HOLDERS FOR INDIVIDUAL PRESSURE POLISHING



Specimen holder Ø 170mm
for 6 samples Ø 50mm
Ref. 67835



REDUCTION RINGS FOR SPECIMEN HOLDERS

SPECIFIC HOLDERS ON REQUEST



ACCESSORIES FOR POLISHING HEAD

Specimen holders for Central pressure polishing

57102	Specimen holder Ø 160mm	for 6 samples Ø 25 to 32mm
57103	Specimen holder Ø 160mm	for 4 samples Ø 30 to 40mm
57104	Specimen holder Ø 160mm	for 4 samples Ø 40 to 50mm
57106	Specimen holder Ø 160mm annular holding	for 6 samples Ø 30mm
57107	Specimen holder Ø 160mm annular holding	for 4 samples Ø 40mm
57105	Blank specimen holder	Ø 160mm
57119	Specimen holder Ø 170mm	for 6 samples Ø 30 to 40mm
57108	Specimen holder Ø 210mm	for 12 samples Ø 25 to 32mm
57109	Specimen holder Ø 210mm	for 8 samples Ø 30 to 40mm
57110	Specimen holder Ø 210mm	for 6 samples Ø 50mm
57114	Specimen holder Ø 210mm	for 6 rectangular samples 30 x 55mm
57111	Specimen holder Ø 220mm	for 3 rectangular samples 50 x 100mm
57116	Compulsory hooking system	for central pressure specimen holder
57117	Specimen holder Ø 170mm	for 3 rectangular samples 70 x 40mm
57127	Levelling press for samples Minipress	

Specimen holders for individual pressure polishing

67830	Specimen holder Ø 150mm	for 6 samples Ø 30mm
57145	Specimen holder Ø 160mm	for 6 samples Ø 38.1mm
67833	Specimen holder Ø 160mm	for 6 samples Ø 40mm
67835	Specimen holder Ø 170mm	for 6 samples Ø 50mm

Reduction rings for specimen holders

67850	1 reduction ring	Ø 50mm --> Ø 25mm
67851	1 reduction ring	Ø 50mm --> Ø 25,4mm
67852	1 reduction ring	Ø 50mm --> Ø 30mm
67853	1 reduction ring	Ø 50mm --> Ø 31.7mm
67854	1 reduction ring	Ø 50mm --> Ø 38.1mm
67855	1 reduction ring	Ø 50mm --> Ø 40mm
67856	1 reduction ring	Ø 40mm --> Ø 25mm
67857	1 reduction ring	Ø 40mm --> Ø 25.4mm
67858	1 reduction ring	Ø 40mm --> Ø 30mm
67859	1 reduction ring	Ø 40mm --> Ø 31.7mm

POLISHING

MECATECH

THE AUTOMATIC POLISHING MACHINE RANGE

Equipped with platens from $\varnothing 200$ to 300mm, the new range of MECATECH automatic polishing machines has the most advanced technologies. The MECATECH range allows both manual and automatic use.

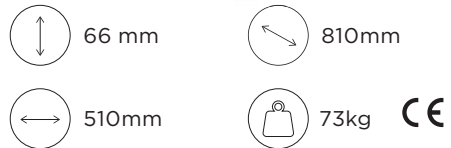
Thanks to a motor power from 750W to 1500W, the entire PRESI experience is condensed in this most complete range on the market. Whatever the size or the number of samples, MECATECH guarantees an optimal polishing. With its affirmed style and edged lines, this new range is distinguished by its new design with an easily recognizable sleek and refined carbon look.



Download the MECATECH technical sheet 

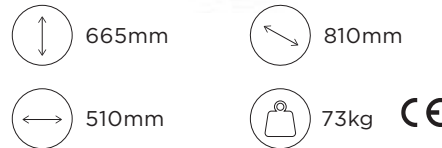
PLATEN DIAMETERS: 200 TO 250MM

MECATECH 250 SPI
REF. 67910



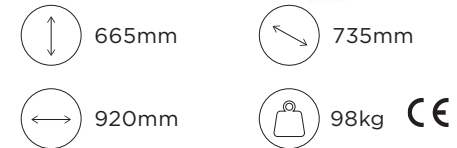
- 1 platen - 4 pistons
- Individual pressure

MECATECH 250 SPC
REF. 67920



- 1 platen - 6 pistons
- Central and Individual pressure


MECATECH 250 DPC
REF. 67930



- 2 platens - 6 pistons
- Central and Individual pressure

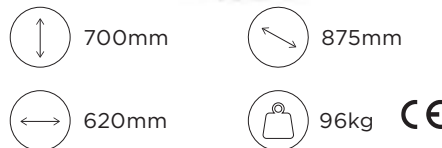
PLATEN DIAMETERS: 250 TO 300MM

MECATECH 300 SPC
REF. 67940



- 1 platen - 6 pistons
- Central and Individual pressure

MECATECH 300 SPS
REF. 67950



- 1 platen - 8 pistons
- Central and Individual pressure

CHARACTERISTICS

MACHINES	250 SPI	250 SPC	250 DPC	300 SPC	300 SPS
Number of motors	1	1	2	1	1
Number of polishing platens	1	1	2	1	1
Diameter of the polishing platen	200 to 250mm	200 to 250mm	200 to 250mm x 2	250 to 300mm	300mm
Rotation speed	20 to 700 RPM	20 to 700 RPM	20 to 700 RPM	20 to 700 RPM	20 to 700 RPM
Rotation direction	Clockwise and counter-clockwise	Clockwise and counter-clockwise	Clockwise and counter-clockwise	Clockwise and counter-clockwise	Clockwise and counter-clockwise
Nominal power S1	750W	750W	2 x 750W	900W	900W
Nominal power S3	1100W	1100W	2 x 1100W	1500W	1500W
Torque compensation	Automatic	Automatic	Automatic	Automatic	Automatic
Immediate stop of the platen	Automatic	Automatic	Automatic	Automatic	Automatic
Progressive acceleration of the platen	Automatic	Automatic	Automatic	Automatic	Automatic
Drying function	600 RPM	600 RPM	600 RPM	600 RPM	600 RPM
Spindle on bearing	✓	✓	✓	✓	✓
Base platen + anti-vibration seals	✓	✓	✓	✓	✓
Additional removable bowl	✓	✓	✓	✓	✓
Splash guard	✓	✓	✓	✓	✓
High strength mechanically welded + painted steel chassis	✓	✓	✓	✓	✓
RIM injection body	✓	✓	✓	✓	✓
16/9 color TFT LCD touch screen 7"	✓	✓	✓	✓	✓
Simplified service and maintenance without dismantling	✓	✓	✓	✓	✓
Power supply	230V 1P	230V 1P	230V 1P	230V 1P	230V 1P
Frequency	50 - 60Hz	50 - 60Hz	50 - 60Hz	50 - 60Hz	50 - 60Hz
Max. current	8A	8A	8A	8A	8A
Air pressure	5 - 10 bars	5 - 10 bars	5 - 10 bars	5 - 10 bars	5 - 10 bars
Water inlet	Ø 12mm	Ø 12mm	Ø 12mm	Ø 12mm	Ø 12mm
Water outlet	Ø 32mm	Ø 32mm	Ø 32mm	Ø 32mm	Ø 32mm
Compressed air	Ø 10mm	Ø 10mm	Ø 10mm	Ø 10mm	Ø 10mm
POLISHING HEADS	250 SPI	250 SPC	250 DPC	300 SPC	300 SPS
Individual pressure	✓	✓	✓	✓	✓
Central pressure	-	✓	✓	✓	✓
Mounted samples	✓	✓	✓	✓	✓
Non mounted samples	-	✓	✓	✓	✓
Rectangular samples	✓	✓	✓	✓	✓
Rotation speed	20 to 150 RPM	20 to 150 RPM	20 to 150 RPM	20 to 150 RPM	20 to 150 RPM
Rotation direction	Clockwise and counter-clockwise	Clockwise and counter-clockwise	Clockwise and counter-clockwise	Clockwise and counter-clockwise	Clockwise and counter-clockwise
Motor power	180W	180W	180W	270W	270W
Force per specimen	0,1 - 5daN	0,1 - 5daN	0,1 - 5daN	0,1 - 5daN	0,1 - 5daN
Maximum power available	20daN	30daN	30 daN	30daN	40daN
Material removal measurement with automatic stop	-	✓	✓	✓	✓
Force controlled electronically	✓	✓	✓	✓	✓
Force reduced at start and end of cycle	✓	✓	✓	✓	✓
50mm vertical movement of the polishing head	✓	✓	✓	✓	-
Automatic locking of the polishing head	✓	✓	✓	✓	✓
200CC (x2) lubricant reservoirs included in the polishing head	✓	✓	✓	✓	✓
Sweeping function	-	-	-	-	✓

MECATECH MACHINES ACCESSORIES

ACCESSORIES



Almagtech platen
 ø 200mm. Ref. 67822
 ø 250mm. Ref. 67820
 ø 300mm. Ref. 67821



PVC cover
 ø 250mm. Ref. 66050
 ø 300mm. Ref. 66025



Ultra-silent air compressor,
 24L tank.
 Dimensions (WxDxH):
 400x400x600mm
 Ref. 67750



Grinding recirculation tank
 with 5µ filter
 Ref. 67130



Set of 2 removable bowls
 ø 250mm.
 Ref. 66500
 ø 300mm.
 Ref. 66505

DISTRITECH 5.1

REF. 67890

ABRASIVE SUSPENSIONS DISPENSER SYSTEM

Compatible with the entire MECATECH range

- Capacity: 5 bottles of 500CC.
- Each abrasive suspension dispenser is managed by the machine.
- No risk of pollution: each bottle has its own distribution circuit.
- LED illuminated display indicates the bottle in operation.
- Colloidal silica distribution with automatic rinsing function, no risk of crystallisation.



MECATECH

POLISHING HEAD ACCESSORIES

The **polishing heads** have a powerful geared motor controlled by a frequency converter and an automatic locking system for the head at the start of the cycle: avoids any risk of error. Lateral movement of the head, in order to completely free the polishing platen and work in manual mode.

			250 SPI	250 SPC	250 DPC	300 SPC	300 SPS
Specimen holders for Central pressure polishing							
57120	Specimen holder Ø 120mm	for 3 samples Ø 25 to 32mm	-	✓	✓	-	-
57126	Specimen holder Ø 140mm	for 6 samples Ø 25 to 32mm	-	✓	✓	-	-
57125	Specimen holder Ø 140mm	for 3 samples Ø 30 to 40mm	-	✓	✓	-	-
57102	Specimen holder Ø 160mm	for 6 samples Ø 25 to 32mm	-	✓	✓	✓	✓
57103	Specimen holder Ø 160mm	for 4 samples Ø 30 to 40mm	-	✓	✓	✓	✓
57104	Specimen holder Ø 160mm	for 4 samples Ø 40 to 50mm	-	✓	✓	✓	✓
57106	Specimen holder Ø 160mm annular holding	for 6 samples Ø 30mm	-	✓	✓	✓	✓
57107	Specimen holder Ø 160mm annular holding	for 4 samples Ø 40mm	-	✓	✓	✓	✓
57105	blank specimen holder	Ø 160mm	-	✓	✓	✓	✓
57117	Specimen holder Ø 170mm	for 3 rectangular samples 70 x 40mm	-	✓	✓	✓	✓
57119	Specimen holder Ø 170mm	for 6 samples Ø 30 to 40mm	-	✓	✓	✓	✓
57108	Specimen holder Ø 210mm	for 12 samples Ø 25 to 32mm	-	-	-	✓	✓
57109	Specimen holder Ø 210mm	for 8 samples Ø 30 to 40mm	-	-	-	✓	✓
57110	Specimen holder Ø 210mm	for 6 samples Ø 50mm	-	-	-	✓	✓
57114	Specimen holder Ø 210mm	for 6 rectangular samples 30 x 55mm	-	-	-	✓	✓
57111	Specimen holder Ø 220mm	for 3 rectangular samples 50 x 100mm	-	-	-	✓	✓
57116	Compulsory hooking system	for central pressure specimen holder	-	✓	✓	✓	✓
57127	Levelling press for samples Minipress		-	✓	✓	✓	✓

Specimen holders for individual pressure polishing

57142	Specimen holder Ø 140mm	for 4 samples Ø 30mm	✓	-	-	-	-
57141	Specimen holder Ø 150mm	for 4 samples Ø 40mm	✓	-	-	-	-
57144	Specimen holder Ø 150mm	for 4 samples Ø 38.1mm	✓	-	-	-	-
67830	Specimen holder Ø 150mm	for 6 samples Ø 30 mm	-	✓	✓	✓	-
57145	Specimen holder Ø 160mm	for 6 samples Ø 38.1mm	-	✓	✓	✓	-
67833	Specimen holder Ø 160mm	for 6 samples Ø 40mm	-	✓	✓	✓	-
57143	Specimen holder Ø 170mm	for 3 samples Ø 50mm	-	✓	✓	-	-
67835	Specimen holder Ø 170mm	for 6 samples Ø 50mm	-	-	-	✓	-
67838	Specimen holder Ø 180mm	for 8 samples Ø 30mm	-	-	-	-	✓
67837	Specimen holder Ø 190mm	for 8 samples Ø 40mm	-	-	-	-	✓
67836	Specimen holder Ø 200mm	for 8 samples Ø 50mm	-	-	-	-	✓

Reduction rings for specimen holders

67850	1 reduction ring	Ø 50mm --> Ø 25mm	-	✓	✓	✓	✓
67851	1 reduction ring	Ø 50mm --> Ø 25.4mm	-	✓	✓	✓	✓
67852	1 reduction ring	Ø 50mm --> Ø 30mm	-	✓	✓	✓	✓
67853	1 reduction ring	Ø 50mm --> Ø 31.7mm	-	✓	✓	✓	✓
67854	1 reduction ring	Ø 50mm --> Ø 38.1mm	-	✓	✓	✓	✓
67855	1 reduction ring	Ø 50mm --> Ø 40mm	-	✓	✓	✓	✓
67856	1 reduction ring	Ø 40mm --> Ø 25mm	✓	✓	✓	✓	✓
67857	1 reduction ring	Ø 40mm --> Ø 25.4mm	✓	✓	✓	✓	✓
67858	1 reduction ring	Ø 40mm --> Ø 30mm	✓	✓	✓	✓	✓
67859	1 reduction ring	Ø 40mm --> Ø 31.7mm	✓	✓	✓	✓	✓

SPECIMEN HOLDERS FOR CENTRAL PRESSURE POLISHING



Specimen holder Ø 120mm for 3 samples Ø 25 to 32mm
Ref. 57120



Specimen holder Ø 160mm for 6 samples Ø 25 to 32mm
Ref. 57102



Specimen holder Ø 160mm for 4 samples Ø 30 to 40mm
Ref. 57103



Specimen holder Ø 140mm for 3 samples Ø 30 to 40mm
Ref. 57125



Specimen holder Ø 140mm for 6 samples Ø 25 to 32mm
Ref. 57126



Blank specimen holder Ø 160mm
Ref. 57105



Specimen holder Ø 160mm annular holding for 6 samples Ø 30mm
Ref. 57106



Specimen holder Ø 160mm annular holding for 4 samples Ø 40mm
Ref. 57107



Compulsory hooking system for central pressure specimen holder
Ref. 57116



Levelling press for samples - Minipress
Ref. 57127

SPECIMEN HOLDERS FOR INDIVIDUAL PRESSURE POLISHING



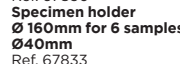
Specimen holder Ø 150mm for 6 samples Ø 30 mm
Ref. 67830



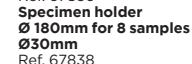
Specimen holder Ø 200mm for 8 samples Ø 50mm
Ref. 67836



Specimen holder Ø 140 to 150mm for 4 samples Ø 40mm
Ref. 57141
For 4 samples Ø 30mm
Ref. 57142
For 4 samples Ø 38.1mm
Ref. 57144



Specimen holder Ø 160mm for 6 samples Ø 40mm
Ref. 67833



Specimen holder Ø 180mm for 8 samples Ø 30mm
Ref. 67838



Specimen holder Ø 170mm for 6 samples Ø 50mm
Ref. 67835



Special individual pressure plate for thin sections

REDUCTION RINGS FOR SPECIMEN HOLDERS



SPECIFIC HOLDERS ON REQUEST



POLISHING

MECATECH

300 SPS

THE AUTOMATIC SWEEPING
POLISHING MACHINE
HIGH-CAPACITY

The sweeping movement of the MECATECH 300 SPS polishing head optimizes the use of consumables and improves samples flatness.

Compared to other MECATECH models, the 300 SPS model improves productivity by increasing the capacity of the polishing head from 6 to 8 samples.



MECA PROTECT

OPTIONAL

This protection hood meets the most stringent safety requirements. It perfectly isolates the machine from the operator. The connection between the machine and the hood prevents the MECATECH from working when the hood is open. The hood only exists in black color.



MECAPROTECT 250
REF. 67915



MECAPROTECT 300
REF. 67945

CUSTOMIZE YOUR MACHINE

Fancy some colors?
Mix and customize
to give new energy
to your equipment!

Customization
possible on
all machines
of the MINITECH
and MECATECH
range

Select the RAL colour you prefer.



POLISHING

VIBROTECH 300

THE AUTOMATIC
VIBRATION POLISHING
MACHINE

REF. 68100

The VIBROTECH 300 is a reliable and robust vibrating polishing machine of Ø 305mm

Vibration polishing is an ultra-soft technique suitable for the super-finishing stages and particularly for the samples to be analysed in EBSD (electron backscatter diffraction) or AFM (atomic force microscopy).


This polishing method makes it possible to save inclusions and to eliminate surface hardening. Very easy to use, the frequency and amplitude of the vibrations can be modified in real time.

↑ ↓ 676 mm (hood open)
396 mm (hood closed)

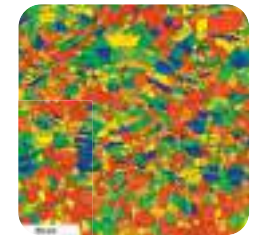
← → 715mm

↙ ↘ 554mm

📦 90kg



Vibrotech 300 closed hood



EBSD mapping

Download the VIBROTECH 300 technical sheet 

CHARACTERISTICS

Polishing bowl diameter	Ø 308mm
Sample polishing capability	up to 21 simultaneous
Polishing cloths	Ø 300 to 305mm
Suitable polishing cloths	Self-adhesive or PAD-MAG
Vibration frequency	80 - 110Hz
Rotation direction	Clockwise
Power of the vibration bowl	519 W
Power supply	230 VAC
Frequency	50 - 60Hz
16/9 color TFT LCD touch screen 7"	✓
Hood	Transparent
Progressive acceleration of the vibration	✓
Interchangeable polishing bowls	✓

ACCESSORIES



Storage rack for consumables
Ref. 57157



Ultrasonic tanks
Ref. 61101 to 61108



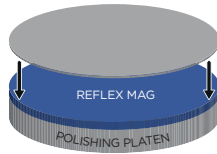
Draining for plates storage Ø 200 à 300mm
Ref. 57155



Storage box (3 to 18 samples)
Ref. 19005



Polishing bowl
Ref. 68105



Reflex MAG Ø 300mm for VIBROTECH
Ref. 24055

SAMPLE HOLDER

FEATURES	Ø 25 Ø 25.4	Ø 30 Ø 31.7	Ø 38.1 Ø 40	Ø 50
Weight of the rack (g)	360	425	545	675
Max. capacity weight	4	4	4	4
Weight per unit (in g)	150	180	255	340
Sample holder max. weight (in g)	960	1145	1565	2035



SAMPLE HOLDER + LEVELLING PLATE

REF.	Ø
68110	Ø 25mm
68111	Ø 25.4mm
68112	Ø 30mm
68113	Ø 31.7mm
68114	Ø 38.1mm
68115	Ø 40mm
68116	Ø 50mm





ADAPTATION DEVICES

Standard or magnetic polishing platens, non-adhesive, adhesive or magnetic polishing supports... Possible combinations are varied and sometimes complex!

PRESI invented and patented a revolutionary fastening process: Reflex FIX.

This exclusive system is a holding method for all kind of polishing supports (abrasive papers, diamond discs or polishing cloths).

Simplicity and speed.

No more adhesive or magnetic polishing supports, polish all your samples on one polishing platen!



Easier processes



Flexibility of use



Time saving



No tedious removal of adhered surfaces

REFLEX CONCEPT

AN IDEA OFTEN COPIED, NEVER EQUALLED.

European patent n° EP 1504846



1

Stick

the Reflex FIX to the polishing platen.



2

Put

your consumable on the Reflex FIX. It is fixed!



3

Remove

your consumable by simply lifting it.

Download the Reflex Fix technical sheet



ADAPTATION DEVICES

These devices enable adaptation across-all manufacturer machines and consumables.

REFLEX FIX

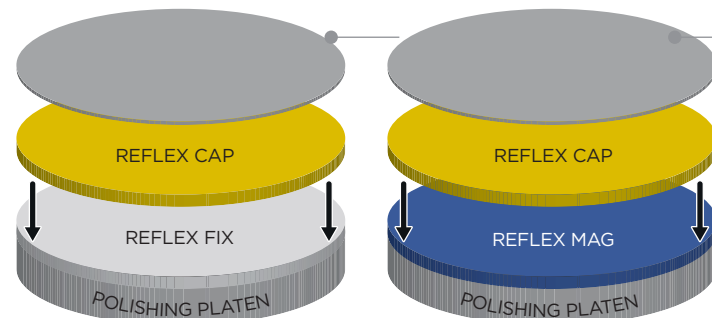


- Consumables adapted to Reflex FIX:**
- NAC abrasive papers
 - I-MAX R diamond discs
 - MED R polishing discs
 - PAD-Mag polishing cloths
 - Reflex CAP

REF.	DESIGNATION	Ø
24030	1 device Reflex Fix	Ø 200mm
24031	1 device Reflex Fix	Ø 230mm
24032	1 device Reflex Fix	Ø 250mm
24033	1 device Reflex Fix	Ø 300mm
24034	1 device Reflex Fix	Ø 400mm

REFLEX CAP

The **Reflex CAP** (metallic plate) is a device that allows the use of adhesive consumables on the Reflex FIX or Reflex MAG.



- Consumables adapted:**
- Tissediam
 - Papers and/or adhesive clothes
 - ZR+

REF.	DESIGNATION	Ø
Box of 5 discs		
24040	Reflex CAP	Ø 200mm
24042	Reflex CAP	Ø 250mm
24043	Reflex CAP	Ø 300mm


Non-adhesive device AD/AC

Adhesive device fixed on the polishing platen. It allows to use adhesive consumables with strong glue and to remove them without leaving any traces of glue.

REF.	DESIGNATION	Ø
Box of 5 discs		
14950	AD/AC Device	Ø 200mm
14951	AD/AC Device	Ø 250mm
14952	AD/AC Device	Ø 300mm
14953	AD/AC Device	Ø 400mm

REFLEX MAG

The **Reflex MAG** is a device that allows the use of PRESI metal-backed consumables (for those who do not use the Reflex FIX) as well as all other magnetic consumables of a brand other than PRESI.

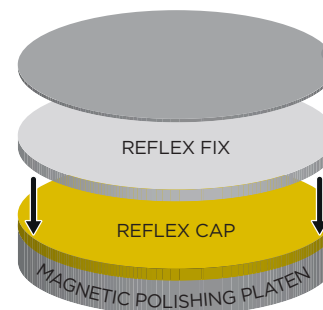


- Consumables adapted to Reflex MAG:**
- I-MAX R diamond discs
 - MED R polishing discs
 - PAD-MAG polishing cloths

REF.	DESIGNATION	Ø
24036	1 Reflex MAG	Ø 200mm
24038	1 Reflex MAG	Ø 250mm
24039	1 Reflex MAG	Ø 300mm

MAGNETIC FIX

The **Magnetic FIX** is a device that allows the use of Reflex consumables on any polishing machine equipped with a magnetic polishing platen.



- Consumables adapted to Reflex FIX:**
- NAC abrasive papers
 - I-MAX R diamond discs
 - MED R polishing discs
 - PAD-MAG polishing cloths
 - Reflex CAP

REF.	DESIGNATION	Ø
24025	Magnetic Fix (1 Reflex Fix + 1 Reflex CAP)	Ø 200mm
24026	Magnetic Fix (1 Reflex Fix + 1 Reflex CAP)	Ø 250mm
24027	Magnetic Fix (1 Reflex Fix + 1 Reflex CAP)	Ø 300mm

GRINDING

I-MAX R

New diamond discs with resin binder, designed and manufactured by PRESI, for a polishing time saving of about 40%. Delivering perfect flatness, the discs are developed with an innovative pattern for better residue flow. With high diamond concentration, I-MAX R is designed for hard ferrous metal materials (cast iron, treated steel, etc.), and are adapted to short production runs. Supplied with dressing stick.

REF.		GRIT	Ø
24067	Reflex I-Max R	Grey 18µ	200mm
24069	Reflex I-Max R	Grey 18µ	250mm
24070	Reflex I-Max R	Grey 18µ	300mm
24072	Reflex I-Max R	Yellow 54µ	Ø 200mm
24074	Reflex I-Max R	Yellow 54µ	Ø 250mm
24075	Reflex I-Max R	Yellow 54µ	Ø 300mm
24077	Reflex I-Max R	Red 75µ	Ø 200mm
24079	Reflex I-Max R	Red 75µ	Ø 250mm
24080	Reflex I-Max R	Red 75µ	Ø 300mm
24082	Reflex I-Max R	Blue 125µ	Ø 200mm
24084	Reflex I-Max R	Blue 125µ	Ø 250mm
24085	Reflex I-Max R	Blue 125µ	Ø 300mm



Dressing stick for I-MAX-R
Ref. 19014




Download the I-MAX R
technical sheet




I-MAX R


EVEN MORE EFFICIENT DIAMOND DISCS!

 **Precise**
Unparalleled flatness
for perfect polishing
homogeneity.

 **100% european**
Designed, developed
and manufactured
by PRESI.

 **Durable**
Unparalleled service
life for less waste.

 **Effective**
Polishing time gain
of around 40%.

 **Economical**
1 I-MAX R
= + 500
abrase papers*

* Depends on materials and polishing
processes used.

 **Multi-purpose**
Recognition of
granulometry
thanks to colour.
4 colours = 4 grit.
Metal back to fit
magnetic or Reflex FIX
devices.



GRINDING

I-MAX

Resin bond diamond discs designed for hard ferrous materials (cast iron, treated steel, etc...) adapted for fewer steps.

REF.	DESIGNATION	GRIT	Ø
24400	Reflex I-Max	18µ	200mm
24402	Reflex I-Max	18µ	250mm
24404	Reflex I-Max	18µ	300mm
24411	Reflex I-Max	18µ	400mm
24401	Reflex I-Max	54µ	200mm
24403	Reflex I-Max	54µ	250mm
24405	Reflex I-Max	54µ	300mm
24412	Reflex I-Max	54µ	400mm
24408	Reflex I-Max	75µ	200mm
24409	Reflex I-Max	75µ	250mm
24410	Reflex I-Max	75µ	300mm
24413	Reflex I-Max	75µ	400mm
24414	Reflex I-Max	125µ	200mm
24415	Reflex I-Max	125µ	250mm
24416	Reflex I-Max	125µ	300mm



I-MAX

TISSEDIAM


Adhesive metallic or resin bond diamond discs for the leveling or grinding of non-metallic hard materials (ceramic, glass, quartz, ...). Delivered with dressing stick.
If used with Reflex Fix, plan to use a Reflex CAP (cf p. 75).

REF.	DESIGNATION	GRIT	Ø
15066	1 Tissediam R	Blue 10µ	200mm
15076	1 Tissediam R	Blue 10µ	250mm
15086	1 Tissediam R	Blue 10µ	300mm
15065	1 Tissediam R	Yellow 30µ	200mm
15075	1 Tissediam R	Yellow 30µ	250mm
15085	1 Tissediam R	Yellow 30µ	300mm
15064	1 Tissediam M	Grey 20µ	200mm
15074	1 Tissediam M	Grey 20µ	250mm
15084	1 Tissediam M	Grey 20µ	300mm
15063	1 Tissediam M	Yellow 40µ	200mm
15073	1 Tissediam M	Yellow 40µ	250mm
15083	1 Tissediam M	Yellow 40µ	300mm
15062	1 Tissediam M	Red 75µ	200mm
15072	1 Tissediam M	Red 75µ	250mm
15082	1 Tissediam M	Red 75µ	300mm
15061	1 Tissediam M	Black 125µ	200mm
15071	1 Tissediam M	Black 125µ	250mm
15081	1 Tissediam M	Black 125µ	300mm
15060	1 Tissediam M	Green 250µ	200mm
15070	1 Tissediam M	Green 250µ	250mm
15080	1 Tissediam M	Green 250µ	300mm

R = resin bond
M = metallic bond



Yellow



Grey



Red



Blue



Black



Green

SPECIAL ABRASIVE DISCS ZIRCONIUM OXIDE - ZR+

Abrasive discs made of zirconium oxide for high removal rate of material.

REF.	DESIGNATION	GRIT	Ø
Box of 25			
14224	Self adhesive	P 60	200mm
14225	Self adhesive	P 80	200mm
14226	Self adhesive	P 120	200mm
14227	Self adhesive	P 180	200mm
14267	Self adhesive	P 60	250mm
14268	Self adhesive	P 80	250mm
14269	Self adhesive	P 120	250mm
14270	Self adhesive	P 180	250mm
14317	Self adhesive	P 60	300mm
14318	Self adhesive	P 80	300mm
14319	Self adhesive	P 120	300mm
14320	Self adhesive	P 180	300mm

DRESSING STICKS

For the cleaning and dressing of diamond discs.
20 x 12 x 75mm. Delivered in pack of 10.

REF.	DESIGNATION	GRIT
19015	For metallic bond	220
19016	For resin bond	400



Dressing sticks
for Tissediam

ABRASIVE FOR LAPPING

SILICON CARBIDE POWDER*

REF.	DESIGNATION	GRIT	FEPA
1kg per box			
12027	Silicon Carbide	7 μ	F800
12026	Silicon Carbide	9 μ	F600
12024	Silicon Carbide	17 μ	F400
12023	Silicon Carbide	23 μ	F360
12021	Silicon Carbide	37 μ	F280
12020	Silicon Carbide	45 μ	F240
5kg per box			
12127	Silicon Carbide	7 μ	F800
12126	Silicon Carbide	9 μ	F600
12125	Silicon Carbide	17 μ	F400
12124	Silicon Carbide	23 μ	F360
12123	Silicon Carbide	37 μ	F280
12122	Silicon Carbide	45 μ	F240

* Other abrasives and grain sizes: contact us.



Silicon Carbide

BORON CARBIDE POWDER*

REF.	DESIGNATION	GRIT	FEPA
5kg per box			
12033	Boron Carbide	37 μ	F280
12035	Boron Carbide	17 μ	F400
12036	Boron Carbide	9 μ	F600
12038	Boron Carbide	5 μ	F1000

* Other abrasives and grain sizes: contact us.



Boron Carbide

ALUMINA OXIDE POWDER*

REF.	DESIGNATION	GRIT	FEPA
1kg per box			
12018	Alumina oxide powder	1 μ	F1500
12016	Alumina oxide powder	3 μ	F1200
12015	Alumina oxide powder	5 μ	F1000
12014	Alumina oxide powder	9 μ	F600
12013	Alumina oxide powder	12 μ	F500
12012	Alumina oxide powder	15 μ	F400
12011	Alumina oxide powder	20 μ	F380
12010	Alumina oxide powder	25 μ	F340
12009	Alumina oxide powder	30 μ	F320
12008	Alumina oxide powder	40 μ	F260

5kg per box

12139	Alumina oxide powder	1 μ	F1500
12138	Alumina oxide powder	3 μ	F1200
12137	Alumina oxide powder	5 μ	F1000
12136	Alumina oxide powder	9 μ	F600
12135	Alumina oxide powder	12 μ	F500
12134	Alumina oxide powder	15 μ	F400
12133	Alumina oxide powder	20 μ	F380
12132	Alumina oxide powder	25 μ	F340
12131	Alumina oxide powder	30 μ	F320
12130	Alumina oxide powder	40 μ	F260

* Other abrasives and grain sizes: contact us.



Alumina oxide

LAPPING OIL

Lapping mineral oil for abrasive powders (150 to 200g/l).

REF.	DESIGNATION
12040	Bottle 1l
12042	Bottle 10l

LAPPING LUBRICANT

Water soluble lubricant.

REF.	DESIGNATION
12041	Bottle 1l
12043	Drum 10l



Lapping lubricant

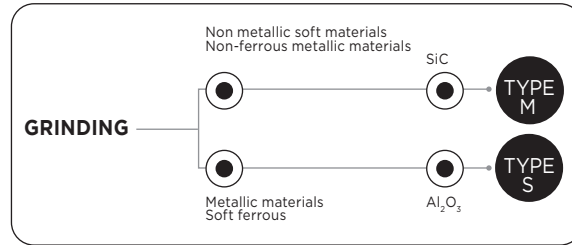
Micro abrasives

Polyester sheets loaded with alumina oxide or diamond for optics and electronic polishing.

Contact us.

ABRASIVE PAPERS

Ø 200MM



NON-ADHESIVE

REF.	DESIGNATION	GRIT
Box of 100		
13099	Type S	P 60
13100	Type S	P 100
13101	Type S	P 120
13102	Type S	P 180
13103	Type S	P 240
13104	Type S	P 320
13105	Type S	P 400
13106	Type S	P 600
13107	Type S	P 800
13400	Type M	P 80
13401	Type M	P 120
13402	Type M	P 180
13403	Type M	P 240
13404	Type M	P 320
13405	Type M	P 400
13406	Type M	P 600
13407	Type M	P 800
13408	Type M	P 1000
13409	Type M	P 1200
13150	Type M	P 2400
13080	Type M	P 2500
13151	Type M	P 4000
Box of 25		
13200	Type S	P 100
13201	Type S	P 120
13202	Type S	P 180
13209	Type S	P 240
13203	Type S	P 320
13204	Type S	P 400
13205	Type S	P 600
13206	Type S	P 800
13207	Type M	P 1000
13208	Type M	P 1200
13222	Type M	P 2400
13085	Type M	P 2500
13223	Type M	P 4000

ADHESIVE

REF.	DESIGNATION	GRIT
Box of 100		
14096	Type S	P 60
14099	Type S	P 100
14100	Type S	P 120
14101	Type S	P 180
14102	Type S	P 240
14097	Type S	P 320
14103	Type S	P 400
14106	Type S	P 600
14104	Type S	P 800
14600	Type M	P 80
14601	Type M	P 120
14602	Type M	P 180
14603	Type M	P 240
14604	Type M	P 320
14605	Type M	P 400
14606	Type M	P 600
14607	Type M	P 800
14608	Type M	P 1000
14609	Type M	P 1200
14107	Type M	P 2400
14070	Type M	P 2500
14108	Type M	P 4000
Box of 25		
14199	Type S	P 60
14200	Type S	P 100
14201	Type S	P 120
14202	Type S	P 180
14209	Type S	P 240
14203	Type S	P 320
14204	Type S	P 400
14205	Type S	P 600
14206	Type S	P 800
14207	Type M	P 1000
14208	Type M	P 1200
14244	Type M	P 2400
14074	Type M	P 2500
14245	Type M	P 4000

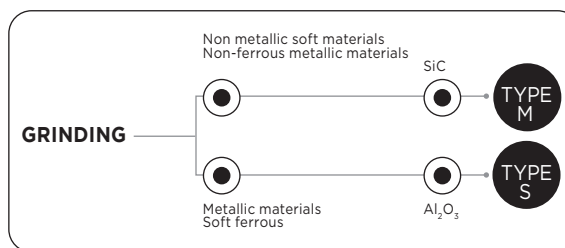
REFLEX NAC



REF.	DESIGNATION	GRIT
Box of 100		
24500	Type S	P 60
24501	Type S	P 100
24502	Type S	P 120
24503	Type S	P 180
24504	Type S	P 240
24505	Type S	P 320
24506	Type S	P 400
24507	Type S	P 600
24508	Type S	P 800
24575	Type M	P 80
24576	Type M	P 120
24577	Type M	P 180
24578	Type M	P 240
24579	Type M	P 320
24580	Type M	P 400
24581	Type M	P 600
24582	Type M	P 800
24583	Type M	P 1000
24584	Type M	P 1200
24511	Type M	P 2400
24490	Type M	P 2500
24512	Type M	P 4000

ABRASIVE PAPERS

Ø 250MM



NON-ADHESIVE

REF.	DESIGNATION	GRIT
Box of 100		
13161	Type S	P 60
13120	Type S	P 100
13121	Type S	P 120
13122	Type S	P 180
13123	Type S	P 240
13124	Type S	P 320
13125	Type S	P 400
13126	Type S	P 600
13127	Type S	P 800
13420	Type M	P 80
13421	Type M	P 120
13422	Type M	P 180
13423	Type M	P 240
13424	Type M	P 320
13425	Type M	P 400
13426	Type M	P 600
13427	Type M	P 800
13428	Type M	P 1000
13429	Type M	P 1200
13154	Type M	P 2400
13082	Type M	P 2500
13155	Type M	P 4000
Box of 25		
13250	Type S	P 100
13251	Type S	P 120
13252	Type S	P 180
13259	Type S	P 240
13253	Type S	P 320
13254	Type S	P 400
13255	Type S	P 600
13256	Type S	P 800
13257	Type M	P 1000
13258	Type M	P 1200
13295	Type M	P 2400
13087	Type M	P 2500
13296	Type M	P 4000

ADHESIVE

REF.	DESIGNATION	GRIT
Box of 100		
14134	Type S	P 60
14120	Type S	P 100
14121	Type S	P 120
14122	Type S	P 180
14123	Type S	P 240
14128	Type S	P 320
14124	Type S	P 400
14125	Type S	P 600
14126	Type S	P 800
14620	Type M	P 80
14621	Type M	P 120
14622	Type M	P 180
14623	Type M	P 240
14624	Type M	P 320
14625	Type M	P 400
14626	Type M	P 600
14627	Type M	P 800
14628	Type M	P 1000
14629	Type M	P 1200
14130	Type M	P 2400
14072	Type M	P 2500
14131	Type M	P 4000
Box of 25		
14249	Type S	P 60
14250	Type S	P 100
14251	Type S	P 120
14252	Type S	P 180
14259	Type S	P 240
14253	Type S	P 320
14254	Type S	P 400
14255	Type S	P 600
14256	Type S	P 800
14257	Type M	P 1000
14258	Type M	P 1200
14265	Type M	P 2400
14075	Type M	P 2500
14266	Type M	P 4000

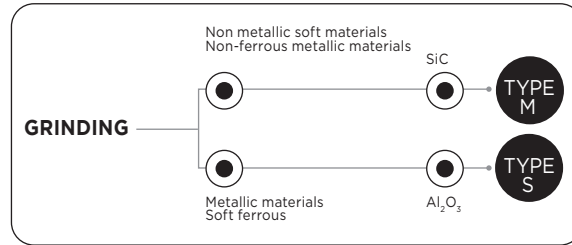
REFLEX NAC



REF.	DESIGNATION	GRIT
Box of 100		
24530	Type S	P 60
24531	Type S	P 100
24532	Type S	P 120
24533	Type S	P 180
24534	Type S	P 240
24535	Type S	P 320
24536	Type S	P 400
24537	Type S	P 600
24538	Type S	P 800
24595	Type M	P 80
24596	Type M	P 120
24597	Type M	P 180
24598	Type M	P 240
24599	Type M	P 320
24600	Type M	P 400
24601	Type M	P 600
24602	Type M	P 800
24603	Type M	P 1000
24604	Type M	P 1200
24541	Type M	P 2400
24492	Type M	P 2500
24542	Type M	P 4000

ABRASIVE PAPERS

Ø 300MM



NON-ADHESIVE

REF.	DESIGNATION	GRIT
Box of 100		
13163	Type S	P 60
13130	Type S	P 100
13131	Type S	P 120
13132	Type S	P 180
13133	Type S	P 240
13134	Type S	P 320
13135	Type S	P 400
13136	Type S	P 600
13137	Type S	P 800
13430	Type M	P 80
13431	Type M	P 120
13432	Type M	P 180
13433	Type M	P 240
13434	Type M	P 320
13435	Type M	P 400
13436	Type M	P 600
13437	Type M	P 800
13438	Type M	P 1000
13439	Type M	P 1200
13156	Type M	P 2400
13803	Type M	P 2500
13157	Type M	P 4000
Box of 25		
13300	Type S	P 100
13301	Type S	P 120
13302	Type S	P 180
13309	Type S	P 240
13303	Type S	P 320
13304	Type S	P 400
13305	Type S	P 600
13306	Type S	P 800
13307	Type M	P 1000
13308	Type M	P 1200
13330	Type M	P 2400
13088	Type M	P 2500
13331	Type M	P 4000

ADHESIVE

REF.	DESIGNATION	GRIT
Box of 100		
14133	Type S	P 60
14109	Type S	P 100
14110	Type S	P 120
14111	Type S	P 180
14112	Type S	P 240
14117	Type S	P 320
14113	Type S	P 400
14116	Type S	P 600
14114	Type S	P 800
14640	Type M	P 80
14641	Type M	P 120
14642	Type M	P 180
14643	Type M	P 240
14644	Type M	P 320
14645	Type M	P 400
14646	Type M	P 600
14647	Type M	P 800
14648	Type M	P 1000
14649	Type M	P 1200
14119	Type M	P 2400
14073	Type M	P 2500
14132	Type M	P 4000
Box of 25		
14299	Type S	P 60
14300	Type S	P 100
14301	Type S	P 120
14302	Type S	P 180
14309	Type S	P 240
14303	Type S	P 320
14304	Type S	P 400
14305	Type S	P 600
14306	Type S	P 800
14307	Type M	P 1000
14308	Type M	P 1200
14315	Type M	P 2400
14076	Type M	P 2500
14316	Type M	P 4000

REFLEX NAC

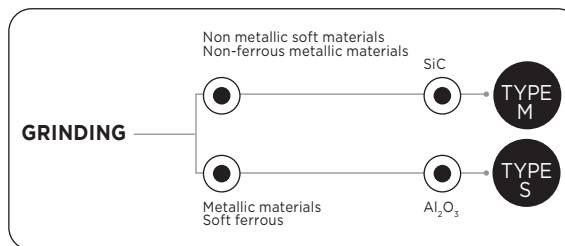


REF.	DESIGNATION	GRIT
Box of 100		
24545	Type S	P 60
24546	Type S	P 100
24547	Type S	P 120
24548	Type S	P 180
24549	Type S	P 240
24550	Type S	P 320
24551	Type S	P 400
24552	Type S	P 600
24553	Type S	P 800
24605	Type M	P 80
24606	Type M	P 120
24607	Type M	P 180
24608	Type M	P 240
24609	Type M	P 320
24610	Type M	P 400
24611	Type M	P 600
24612	Type M	P 800
24613	Type M	P 1000
24614	Type M	P 1200
24556	Type M	P 2400
24493	Type M	P 2500
24557	Type M	P 4000

ABRASIVE PAPERS

Ø 230MM - Ø 305MM

Ø 400MM



NON-ADHESIVE Ø 230MM

REF.	DESIGNATION	GRIT
Box of 100		
13110	Type S	P 100
13111	Type S	P 120
13112	Type S	P 180
13113	Type S	P 240
13114	Type S	P 320
13115	Type S	P 400
13116	Type S	P 600
13117	Type S	P 800
13410	Type M	P 80
13411	Type M	P 120
13412	Type M	P 180
13413	Type M	P 240
13414	Type M	P 320
13415	Type M	P 400
13416	Type M	P 600
13417	Type M	P 800
13418	Type M	P 1000
13419	Type M	P 1200
13152	Type M	P 2400
13083	Type M	P 2500
13153	Type M	P 4000
Box of 25		
13230	Type S	P 100
13231	Type S	P 120
13232	Type S	P 180
13239	Type S	P 240
13233	Type S	P 320
13234	Type S	P 400
13235	Type S	P 600
13236	Type S	P 800
13237	Type M	P 1000
13238	Type M	P 1200
13240	Type M	P 2400
13086	Type M	P 2500
13241	Type M	P 4000

REFLEX NAC Ø 230MM



REF.	DESIGNATION	GRIT
Box of 100		
24515	Type S	P 60
24516	Type S	P 100
24517	Type S	P 120
24518	Type S	P 180
24519	Type S	P 240
24520	Type S	P 320
24521	Type S	P 400
24522	Type S	P 600
24523	Type S	P 800
24585	Type M	P 80
24586	Type M	P 120
24587	Type M	P 180
24588	Type M	P 240
24589	Type M	P 320
24590	Type M	P 400
24591	Type M	P 600
24592	Type M	P 800
24593	Type M	P 1000
24594	Type M	P 1200
24526	Type M	P 2400
24491	Type M	P 2500
24527	Type M	P 4000

ADHESIVE Ø 400MM

REF.	DESIGNATION	GRIT
Box of 25		
14410	Type S	P 60
14400	Type S	P 100
14401	Type S	P 120
14402	Type S	P 180
14409	Type S	P 240
14403	Type S	P 320
14404	Type S	P 400
14405	Type S	P 600
14406	Type S	P 800
14407	Type M	P 1000
14408	Type M	P 1200
14411	Type M	P 2400
14413	Type M	P 2500
14412	Type M	P 4000

NON-ADHESIVE Ø 305MM

REF.	DESIGNATION	GRIT
Box of 100		
13140	Type S	P 100
13141	Type S	P 120
13142	Type S	P 180
13143	Type S	P 240
13144	Type S	P 320
13145	Type S	P 400
13146	Type S	P 600
13147	Type S	P 800
13450	Type M	P 80
13451	Type M	P 120
13452	Type M	P 180
13453	Type M	P 240
13454	Type M	P 320
13455	Type M	P 400
13456	Type M	P 600
13457	Type M	P 800
13458	Type M	P 1000
13459	Type M	P 1200
13158	Type M	P 2400
13084	Type M	P 2500
13159	Type M	P 4000



POLISHING SUPPORTS

Polishing cloths influence the properties of the cutting of abrasives (diamond, alumina, silica...) with which they are used. MED R with a complete range of self-adhesive cloths and REFLEX PAD-MAG, solve all metallography or geology polishing problems using abrasives such as diamond, alumina, mechanico-chemical SPM solution. Polishing cloths are classified in 4 main families: fine-grinding, rough-finishing, finishing and super-finishing.

MED R AND FINE GRINDING

NAME	TYPE	COMPOSITION	MAIN APPLICATIONS	RECOMMENDED PRODUCTS	ASSOCIATED SUSPENSIONS	ADHESIVE	METALLIC BACK-SIDE VERSION PAD MAG
MED R		Resinoids studs	Levelling of all types of materials	Polycrystalline super abrasive product / Diamond product	15 to 6 μ		Ref. 24087: Ø 200 mm Ref. 24089: Ø 250 mm Ref. 24090: Ø 300 mm
TOP		Plasticised acetate silk taffeta	Levelling of all types of materials	Diamond products	15 to 6 μ	Ref. 16214: Ø 200mm Ref. 16264: Ø 250mm Ref. 16314: Ø 300 mm	Ref. 24161: Ø 200 mm Ref. 24191: Ø 250 mm Ref. 24206: Ø 300 mm
RAM II		Acetate silk satin, plasticised and glued to a semi-rigid support	Soft materials	Diamond products	9 to 6 μ	Ref. 16211: Ø 200mm Ref. 16261: Ø 250mm Ref. 16311: Ø 300mm	Ref. 24162: Ø 200 mm Ref. 24192: Ø 250 mm Ref. 24219: Ø 300 mm









ROUGH-FINISHING CLOTHS

NAME	TYPE	COMPOSITION	MAIN APPLICATIONS	RECOMMENDED PRODUCTS	ASSOCIATED SUSPENSIONS	ADHESIVE	METALLIC BACK-SIDE VERSION PAD MAG
RAM		Acetate silk satin, plasticised and glued to a semi-rigid support	Polishing and finishing with excellent flatness. Inclusion retention-All materials	Diamond products	3 to 1 μ	Ref. 16216: Ø 200mm Ref. 16266: Ø 250mm Ref. 16316: Ø 300mm	Ref. 24160: Ø 200mm Ref. 24190: Ø 250mm Ref. 24205: Ø 300mm
STA		Acetate silk satin, plasticised and glued to a semi-rigid support	All materials	Diamond products	9 to 6 μ	Ref. 16212: Ø 200mm Ref. 16262: Ø 250mm Ref. 16312: Ø 300mm	Ref. 24170: Ø 200mm Ref. 24200: Ø 250mm Ref. 24215: Ø 300mm
ADR II		Woolen fabric woven on a flexible support	Semi-finishing polishing with excellent flatness. All types of steels/stainless steels	Diamond products	6 to 3 μ	Ref. 16226: Ø 200mm Ref. 16276: Ø 250mm Ref. 16326: Ø 300mm	Ref. 24172: Ø 200mm Ref. 24202: Ø 250mm Ref. 24218: Ø 300mm
NWF +		Synthetic fibers, elastomer bonded to a rough surface	Final polishing of hard materials, refractories, carbides, ceramics. Applications for optics: glass and quartz (alumina & cerium oxide)	Diamond products Cerium oxide Alumina	3 to 1 μ 2,5 μ (cerium) 0,3 μ (alumina)	Ref. 16215: Ø 200mm Ref. 16265: Ø 250mm Ref. 16309: Ø 300mm	Ref. 24168: Ø 200mm Ref. 24198: Ø 250mm Ref. 24213: Ø 300mm







FINISHING CLOTHS

NAME	TYPE	COMPOSITION	MAIN APPLICATIONS	RECOMMENDED PRODUCTS	ASSOCIATED SUSPENSIONS	ADHESIVE	METALLIC BACK-SIDE VERSION PAD MAG
NT		Flocked fabric fixed on soft cotton taffeta	Polishing and super-polishing of all types of materials	Diamond products Aluminas SPM	3 to 1/4μ 0,03μ (SPM)	Ref. 16206: Ø 200mm Ref. 16256: Ø 250mm Ref. 16306: Ø 300mm	Ref. 24165: Ø 200mm Ref. 24195: Ø 250mm Ref. 24210: Ø 300mm
TFR		Very short and very soft flocked fabric embedded in a layer of flexible plastic	Super-finishing for inclusion investigations and control of structure on steels, aluminium, zirconium, magnesium	Diamond products	1 to 1/4μ	Ref. 16204: Ø 200mm Ref. 16254: Ø 250mm Ref. 16304: Ø 300mm	Ref. 24167: Ø 200mm Ref. 24197: Ø 250mm Ref. 24212: Ø 300mm
RFI		Very short flocked fabric on cotton cloth	Final polishing for all steels and super-finishing (inclusions)	Diamond products	3 to 1μ	Ref. 16230: Ø 200mm Ref. 16280: Ø 250mm Ref. 16330: Ø 300mm	Ref. 24169: Ø 200mm Ref. 24199: Ø 250mm Ref. 24207: Ø 300mm
HS V		Very short flocked fabric attached to a semi-rigid plastic	Polishing and finishing of all materials	Diamond products (or alumina in some cases)	3μ	Ref. 16201: Ø 200mm Ref. 16251: Ø 250mm Ref. 16301: Ø 300mm	Ref. 24163: Ø 200mm Ref. 24193: Ø 250mm Ref. 24208: Ø 300mm
HS B		Very short flocked fabric on strong cotton cloth	Polishing and finishing of all materials	Diamond products (or alumina in some cases)	1μ	Ref. 16202: Ø 200mm Ref. 16252: Ø 250mm Ref. 16302: Ø 300mm	Ref. 24164: Ø 200mm Ref. 24194: Ø 250mm Ref. 24209: Ø 300mm
NWF +		Elastomer bonded synthetic fibers on rough surface	Final polishing of hard materials, refractories, carbides, ceramics. Applications for optics: glass and quartz (alumina & cerium oxide)	Diamond products Cerium oxide Aluminas	3 to 1μ 2,5μ (cerium) 0,3μ (alumina)	Ref. 16215: Ø 200mm Ref. 16265: Ø 250mm Ref. 16309: Ø 300mm	Ref. 24168: Ø 200mm Ref. 24198: Ø 250mm Ref. 24213: Ø 300mm



SUPER-FINISHING CLOTHS

NAME	TYPE	COMPOSITION	MAIN APPLICATIONS	RECOMMENDED PRODUCTS	ASSOCIATED SUSPENSIONS	ADHESIVE	METALLIC BACK-SIDE VERSION PAD MAG
DBM		Billiard cloth 100% wool	Polishing and super-finishing for soft materials (tin, lead)	Alumina Cerium oxide	6 to 0,3μ	Ref. 16218: Ø 200mm Ref. 16268: Ø 250mm Ref. 16318: Ø 300mm	Ref. 24173: Ø 200mm Ref. 24203: Ø 250mm Ref. 24231: Ø 300mm
SUPRA		Synthetic fiber felt impregnated with latex, covered with a layer of polyurethane foam	Super-finishing of all materials. Mirror polishing of semi-conductors, glass	SPM Colloidal silica	0,03μ (SPM)	Ref. 16224: Ø 200mm Ref. 16274: Ø 250mm Ref. 16324: Ø 300mm	Ref. 24166: Ø 200mm Ref. 24196: Ø 250mm Ref. 24211: Ø 300mm
NV		Very soft flocked fabric, attached to a soft cotton cloth	Final polishing for soft materials (aluminium alloys, copper...) Super -finishin for ceramics with cerium oxide	Diamond products Alumina	0,8 - 1μ (alumina) 2,5μ (cerium)	Ref. 16207: Ø 200 mm Ref. 16257: Ø 250mm Ref. 16307: Ø 300mm	Ref. 24171: Ø 200mm Ref. 24201: Ø 250mm Ref. 24217: Ø 300mm
LDR		Polyurethane impregnated polyester fiber felt	Electronics, carbon fiber Semi-conductors polishing	Diamond products Alumine	1 to 1/4μ	Ref. 16223: Ø 200 mm Ref. 16273: Ø 250 mm Ref. 16323: Ø 300 mm	On request



WOVEN

Made with different **fibres and weave sizes**, they are all laminated at the back to avoid penetration of the abrasive and extender into the adhesive layer. They generally offer "hard surface" polishing properties and guarantee flatness without edge deterioration.

FLOCKED

They are **classified according to their type, length, density and grade of flock, as well as flock support and bonding**. Only flocked cloths provide a super-polished finish. They must be used for the shortest possible time in order to avoid pull-out of inclusions.

NON-WOVEN

Mixture of various fibres impregnated with plastic, elastomer, latex... and often subject to mechano-chemical treatments. They are used on very hard materials in order to get a high removal rate and for the finishing of light alloys. They are an extension of metallographic methods for finishing of high precision surfaces such as glass, quartz, sapphire and semi-conductors.

MED R

DISCS MED R

Polishing discs composed of resin pads, which are used with a polycrystalline diamond suspension or a dedicated super abrasive suspension.

REF.	DESIGNATION	Ø
24087	Disc	Ø 200mm
24089	Disc	Ø 250mm
24090	Disc	Ø 300mm

POLYCRYSTALLINE DIAMOND SUSPENSION FOR MED R

REF.	DESIGNATION	GRIT
20613	500CC Bottle	6µ
20623	1l Bottle	6µ
20633	2.5l Bottle	6µ
20614	500CC Bottle	9µ
20624	1l Bottle	9µ
20634	2.5l Bottle	9µ
20615	500CC Bottle	15µ
20625	1l Bottle	15µ
20635	2.5l Bottle	15µ

SUPER-ABRASIVE SUSPENSION FOR MED R

REF.	DESIGNATION	GRIT
20653	500CC Bottle	6µ
20663	1l Bottle	6µ
20673	2.5l Bottle	6µ
20654	500CC Bottle	9µ
20664	1l Bottle	9µ
20674	2.5l Bottle	9µ
20655	500CC Bottle	15µ
20665	1l Bottle	15µ
20675	2.5l Bottle	15µ

MED R FASTER. MORE EFFECTIVE.

Used with a polycrystalline diamond suspension or a special super-abrasive suspension

Replaces several polishing stages:

- + savings in abrasive papers and polishing cloths
- + more resistant than a polishing cloth

⊖ Better removal rate

⊖ Better flatness

⊖ Enhanced circulation of polishing fluids

A
COMPLETE
RANGE

3 diameters:
200, 250 and
300mm

Download the MED R
technical sheet



POLISHING CLOTHS

Ø 200MM

ADHESIVE

Box of 5.

REF.	DESIGNATION
16226	ADR II
16218	DBM
16202	HS-B
16201	HS-V
16223	LDR
16206	NT
16207	NV
16215	NWF +
16216	RAM
16211	RAM II
16230	RFI
16212	STA
16224	SUPRA
16204	TFR
16214	TOP

REFLEX PAD-MAG

Box of 5.

REF.	DESIGNATION
24172	ADR II
24173	DBM
24164	HS-B
24163	HS-V
24165	NT
24171	NV
24168	NWF +
24160	RAM
24162	RAM II
24169	RFI
24170	STA
24166	SUPRA
24157	SUPRA embossed
24167	TFR
24161	TOP

Ø 250MM

ADHESIVE

Box of 5.

REF.	DESIGNATION
16276	ADR II
16268	DBM
16252	HS-B
16251	HS-V
16273	LDR
16256	NT
16257	NV
16265	NWF +
16266	RAM
16261	RAM II
16280	RFI
16262	STA
16274	SUPRA
16254	TFR
16264	TOP

REFLEX PAD-MAG

Box of 5.

REF.	DESIGNATION
24202	ADR II
24203	DBM
24194	HS-B
24193	HS-V
24195	NT
24201	NV
24198	NWF +
24190	RAM
24192	RAM II
24199	RFI
24200	STA
24196	SUPRA
24158	SUPRA embossed
24197	TFR
24191	TOP

Ø 300MM

ADHESIVE

Box of 5.

REF.	DESIGNATION
16326	ADR II
16318	DBM
16302	HS-B
16301	HS-V
16323	LDR
16306	NT
16307	NV
16309	NWF +
16316	RAM
16311	RAM II
16330	RFI
16312	STA
16324	SUPRA
16304	TFR
16314	TOP

REFLEX PAD-MAG

Box of 5.

REF.	DESIGNATION
24218	ADR II
24231	DBM
24209	HS-B
24208	HS-V
24210	NT
24217	NV
24213	NWF +
24205	RAM
24219	RAM II
24207	RFI
24215	STA
24211	SUPRA
24159	SUPRA embossed
24212	TFR
24206	TOP

Ø 400MM

ADHESIVE

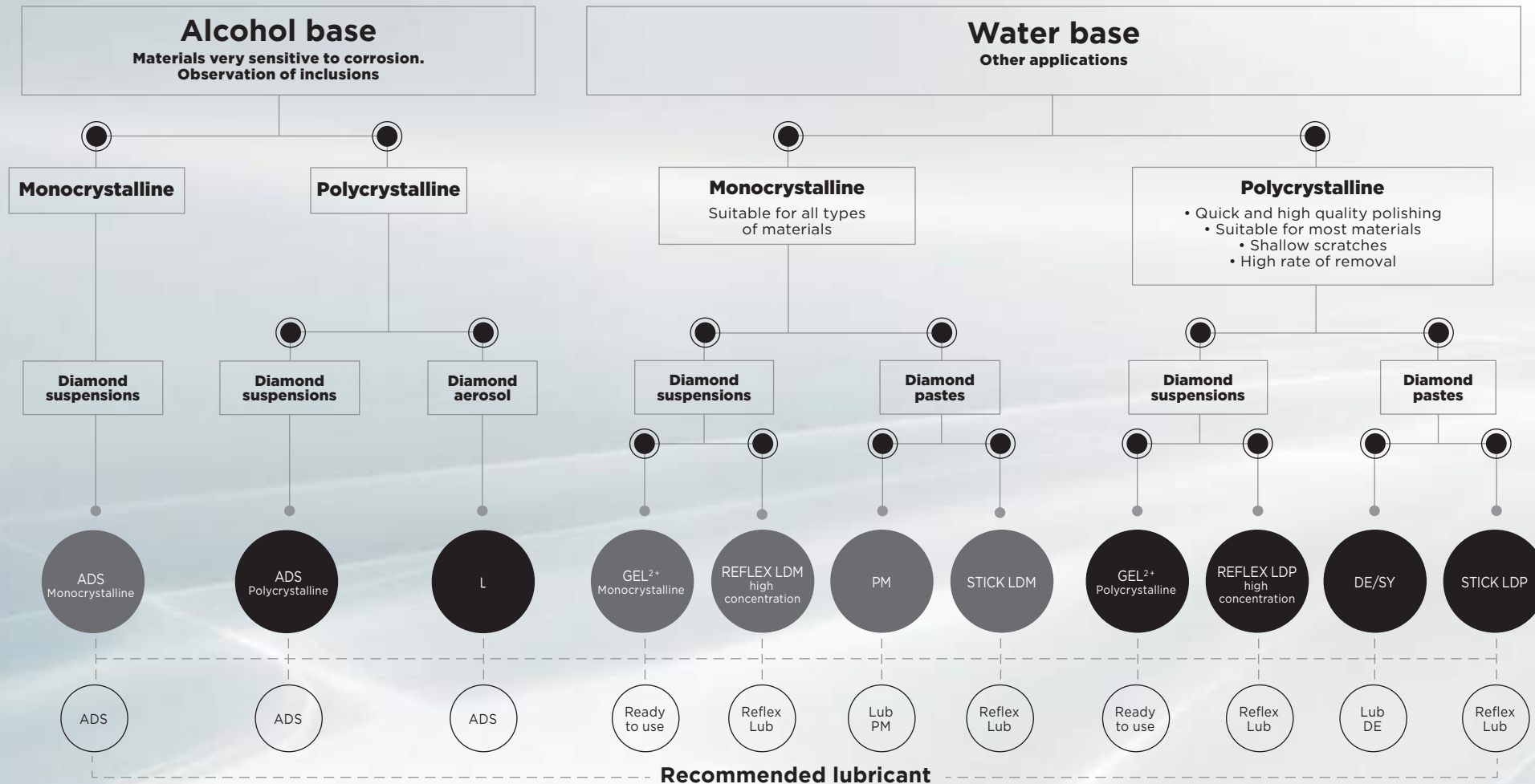
Box of 5.

REF.	DESIGNATION
16402	HS-B
16401	HS-V
16423	LDR
16406	NT
16441	NWF +
16416	RAM
16411	RAM II
16430	RFI
16412	STA
16424	SUPRA

Our adhesive polishing cloths are available in several other diameters! **Contact us.**



DIAMOND POLISHING



NB: all monocrystalline solutions are colored (except PM pastes). The color is related to the grain size.

MONOCRYSTALLINE DIAMOND SUSPENSIONS

REFLEX LDM

Water based coloured diamond suspensions, monocrystalline, high concentration. For the polishing of semi-hard and ductile materials. To be used with lubricant Reflex Lub.



REF.	DESIGNATION	μ
24330	250CC Bottle*	1/4μ
24250	500CC Bottle*	1/4μ
24283	1l Bottle	1/4μ
24290	2.5l Drum	1/4μ
24331	250CC Bottle*	1μ
24251	500CC Bottle*	1μ
24284	1l Bottle	1μ
24291	2.5l Drum	1μ
24332	250CC Bottle*	3μ
24252	500CC Bottle*	3μ
24285	1l Bottle	3μ
24292	2.5l Drum	3μ
24333	250CC Bottle*	6μ
24253	500CC Bottle*	6μ
24286	1l Bottle	6μ
24293	2.5l Drum	6μ
24334	250CC Bottle*	9μ
24254	500CC Bottle*	9μ
24287	1l Bottle	9μ
24294	2.5l Drum	9μ
24335	250CC Bottle*	15μ
24255	500CC Bottle*	15μ
24288	1l Bottle	15μ
24295	2.5l Drum	15μ

* Comes in a spray bottle

ADS MONOCRYSTALLINE

Alcohol based diamond suspensions, anhydrous. For the polishing of semi-hard and ductile materials, sensitive to corrosion and for observation of inclusions. To be used with lubricant Lub ADS.

REF.	DESIGNATION	μ
20096	250CC Bottle*	1/4μ
20105	500CC Bottle*	1/4μ
20114	1l Bottle	1/4μ
20122	2.5l Drum	1/4μ
20097	250CC Bottle*	1μ
20106	500CC Bottle*	1μ
20115	1l Bottle	1μ
20123	2.5l Drum	1μ
20098	250CC Bottle*	3μ
20107	500CC Bottle*	3μ
20116	1l Bottle	3μ
20124	2.5l Drum	3μ
20099	250CC Bottle*	6μ
20108	500CC Bottle*	6μ
20117	1l Bottle	6μ
20125	2.5l Drum	6μ
20100	250CC Bottle*	9μ
20109	500CC Bottle*	9μ
20118	1l Bottle	9μ
20126	2.5l Drum	9μ
20101	250CC Bottle*	15μ
20110	500CC Bottle*	15μ
20119	1l Bottle	15μ
20127	2.5l Drum	15μ

* Comes in a spray bottle

ODS MONOCRYSTALLINS

New oil-based diamond suspensions, anhydrous. For the polishing of ductile and semi-hard materials, sensitive to corrosion and for observation of inclusions. To be used with Lub ODS lubricant.

REF.	DESIGNATION	μ
20750	250CC Bottle	1/4μ
20760	500CC Bottle	1/4μ
20770	1l Bottle	1/4μ
20780	2.5l Drum	1/4μ
20751	250CC Bottle	1μ
20761	500CC Bottle	1μ
20771	1l Bottle	1μ
20781	2.5l Drum	1μ
20752	250CC Bottle	3μ
20762	500CC Bottle	3μ
20772	1l Bottle	3μ
20782	2.5l Drum	3μ
20753	250CC Bottle	6μ
20763	500CC Bottle	6μ
20773	1l Bottle	6μ
20783	2.5l Drum	6μ
20754	250CC Bottle	9μ
20764	500CC Bottle	9μ
20774	1l Bottle	9μ
20784	2.5l Drum	9μ
20755	250CC Bottle	15μ
20765	500CC Bottle	15μ
20775	1l Bottle	15μ
20785	2.5l Drum	15μ

GEL²⁺ MONOCRYSTALLINE

Coloured water based diamond gel, monocrystalline. For the polishing of semi-hard and ductile materials. Ready for use, no need to add lubricant.

2.5l Drum	DESIGNATION	μ
24301	1l Bottle*	1/4μ
24315	2.5l Drum	1/4μ
24302	1l Bottle*	1μ
24316	2.5l Drum	1μ
24303	1l Bottle*	3μ
24317	2.5l Drum	3
24304	1l Bottle*	6μ
24318	2.5l Drum	6μ
24305	1l Bottle*	9μ
24319	2.5l Drum	9μ
24306	1l Bottle*	15μ
24320	2.5l Drum	15μ

* Comes in a spray bottle

SPRAYS

REF.	DESIGNATION
10008	5 bottles of 500CC
10015	10 bottles of 250CC
10016	50 bottles of 50CC



Sprays 500 CC



Sprays 50 CC

POLYCRYSTALLINE DIAMOND SUSPENSIONS

REFLEX LDP

Water based diamond suspensions, polycrystalline, high concentration. For the polishing of semi-hard to very-hard materials. To be used with lubricant Reflex Lub.



REF.	DESIGNATION	μ
24340	250CC Bottle*	1/4μ
24260	500CC Bottle*	1/4μ
24439	1l Bottle	1/4μ
24446	2.5l Drum	1/4μ
24341	250CC Bottle*	1μ
24261	500CC Bottle*	1μ
24440	1l Bottle	1μ
24447	2.5l Drum	1μ
24342	250CC Bottle*	3μ
24262	500CC Bottle*	3μ
24441	1l Bottle	3μ
24448	2.5l Drum	3μ
24343	250CC Bottle*	6μ
24263	500CC Bottle*	6μ
24442	1l Bottle	6μ
24449	2.5l Drum	6μ
24344	250CC Bottle*	9μ
24264	500CC Bottle*	9μ
24443	1l Bottle	9μ
24450	2.5l Drum	9μ
24345	250CC Bottle*	15μ
24265	500CC Bottle*	15μ
24444	1l Bottle	15μ
24451	2.5l Drum	15μ

* Comes in a spray bottle

ADS POLYCRYSTALLINE

Alcohol based diamond suspensions, anhydrous. For the polishing of semi-hard to very-hard materials, sensitive to corrosion and for observation of inclusions. To be used with lubricant Lub ADS.

REF.	DESIGNATION	μ
20060	250CC Bottle*	1/4μ
20069	500CC Bottle*	1/4μ
20078	1l Bottle	1/4μ
20087	2.5l Drum	1/4μ
20061	250CC Bottle*	1μ
20070	500CC Bottle*	1μ
20079	1l Bottle	1μ
20088	2.5l Drum	1μ
20062	250CC Bottle*	3μ
20071	500CC Bottle*	3μ
20080	1l Bottle	3μ
20089	2.5l Drum	3μ
20063	250CC Bottle*	6μ
20072	500CC Bottle*	6μ
20081	1l Bottle	6μ
20090	2.5l Drum	6μ
20064	250CC Bottle*	9μ
20073	500CC Bottle*	9μ
20082	1l Bottle	9μ
20091	2.5l Drum	9μ
20065	250CC Bottle*	15μ
20074	500CC Bottle*	15μ
20083	1l Bottle	15μ
20092	2.5l Drum	15μ

* Comes in a spray bottle

ODS POLYCRYSTALLINE

New oil-based diamond suspensions, anhydrous. For the polishing of semi-hard to very-hard materials, sensitive to corrosion and for observation of inclusions. To be used with lubricant Lub ODS.

REF.	DESIGNATION	μ
20710	250CC Bottle	1/4μ
20720	500CC Bottle	1/4μ
20730	1l Bottle	1/4μ
20740	2.5l Drum	1/4μ
20711	250CC Bottle	1μ
20721	500CC Bottle	1μ
20731	1l Bottle	1μ
20741	2.5l Drum	1μ
20712	250CC Bottle	3μ
20722	500CC Bottle	3μ
20732	1l Bottle	3μ
20742	2.5l Drum	3μ
20713	250CC Bottle	6μ
20723	500CC Bottle	6μ
20733	1l Bottle	6μ
20743	2.5l Drum	6μ
20714	250CC Bottle	9μ
20724	500CC Bottle	9μ
20734	1l Bottle	9μ
20744	2.5l Drum	9μ
20715	250CC Bottle	15μ
20725	500CC Bottle	15μ
20735	1l Bottle	15μ
20745	2.5l Drum	15μ

GEL²⁺ POLYCRYSTALLINE

Water based diamond Gel, polycrystalline. For the polishing of semi-hard to very-hard materials. Ready for use, no need to add lubricant.

REF.	DESIGNATION	μ
24309	1l Bottle*	1/4μ
24321	2.5l Drum	1/4μ
24310	1l Bottle*	1μ
24322	2.5l Drum	1μ
24311	1l Bottle*	3μ
24323	2.5l Drum	3μ
24312	1l Bottle*	6μ
24324	2.5l Drum	6μ
24313	1l Bottle*	9μ
24325	2.5l Drum	9μ
24314	1l Bottle*	15μ
24326	2.5l Drum	15μ

* Comes in a spray bottle

SPRAYS

REF.	DESIGNATION
10008	5 bottles of 500CC
10015	10 bottles of 250CC
10016	50 bottles of 50CC



Sprays 500 CC



Sprays 50 CC

DIAMOND PASTES & STICKS

MONOCRYSTALLINE AND POLYCRYSTALLINE

Available
in PMUC.
Contact us.

DIAMOND PASTES - PM

Monocrystalline diamond paste, high concentration, soluble in water and alcohol. For the polishing of special and stainless steels, cast iron... To be used with lubricant PM.

REF.	DESIGNATION	GRIT
05001	5g syringe	1/4μ
05002	10g syringe	1/4μ
05003	5g syringe	1μ
05004	10g syringe	1μ
05005	5g syringe	2μ
05006	10g syringe	2μ
05007	5g syringe	3μ
05008	10g syringe	3μ
05009	5g syringe	6μ
05010	10g syringe	6μ
05011	5g syringe	9μ
05012	10g syringe	9μ
05013	5g syringe	15μ
05014	10g syringe	15μ
05015	5g syringe	30μ
05016	10g syringe	30μ
05017	5g syringe	45μ
05018	10g syringe	45μ

DIAMOND AEROSOLS - L

Alcohol based diamond suspension, polycrystalline, aerosol. For the polishing of very hard and ductile materials.

REF.	DESIGNATION	GRIT
07001	150CC Bottle	1/4μ
07002	150CC Bottle	1μ
07003	150CC Bottle	3μ
07004	150CC Bottle	6μ

DIAMOND PASTES - DE/SY

Polycrystalline diamond paste, high concentration, soluble in water and alcohol. For the polishing of hard materials. To be used with lubricant DE.

REF.	DESIGNATION	GRIT
06017	5g syringe	1/4μ
06018	10g syringe	1/4μ
06019	5g syringe	1μ
06020	10g syringe	1μ
06021	5g syringe	3 μ
06022	10g syringe	3μ
06023	5g syringe	6μ
06024	10g syringe	6μ
06025	5g syringe	9μ
06026	10g syringe	9μ
06027	5g syringe	15μ
06028	10g syringe	15μ
06029	5g syringe	30μ
06030	10g syringe	30μ
06031	5g syringe	45μ
06032	10g syringe	45μ

LUBRICANTS

REF.	DESIGNATION	TYPE	COLOR
10005	1l Bottle	DE	Pink
10020	10l Drum	DE	Pink
10006	1l Bottle	PM	Orange
10021	10l Drum	PM	Orange
10013	1l Bottle	ADS	Transparent
10025	10l Drum	ADS	Transparent
24270	1l Bottle*	Reflex Lub	Green
24271	10l Drum	Reflex Lub	Green
10014	1l Bottle	ODS	Transparent
10027	10l Drum	ODS	Transparent

* Comes in a spray bottle

DIAMOND STICKS - LDM

Coloured water based diamond paste, monocrystalline, delivered in stick. For the polishing of semi-hard to very-hard materials. To be used with lubricant Reflex Lub.

REF.	DESIGNATION	GRIT
18010	20g	1/4μ
18011	20g	1μ
18012	20g	3μ
18013	20g	6μ
18014	20g	9μ
18015	20g	15μ
18016	20g	25μ

DIAMOND STICKS - LDP

Water based diamond paste, polycrystalline, not coloured, delivered in stick. For the polishing of semi-hard to very-hard materials. To be used with lubricant Reflex Lub.

REF.	DESIGNATION	GRIT
18020	20g	1/4μ
18021	20g	1μ
18022	20g	3μ
18023	20g	6μ
18024	20g	9μ
18025	20g	15μ
18026	20g	25μ



Diamond sticks



Lubricants

SUPER-FINISHING POLISHING

PRESI ALUMINA SUSPENSIONS

PRESI N° 1 - Grit: 0.04μ.

Use: super-finishing of soft materials such as copper, lead, aluminium...

PRESI N° 2 - Grit: 0.3μ.

Use: finishing of copper alloys, nickel, brass, bronze, aluminium...

PRESI N° 3 - Grit: 0.8μ.

Use: finishing of steels and hard metals (finish suitable for direct observation or medium magnification).

PRESI N° 4 - Grit: 1μ.

Use: specially recommended for fine pre-polishing of all metals.

REF.	DESIGNATION	GRIT
Bottle of 1l		
11004	N° 1 (48h)	0.04μ
11005	N° 2 (24h)	0.3μ
11006	N° 3 (12h)	0.8μ
11007	N° 4 (6h)	1μ

SPM (COLLOIDAL SILICA) NON CRYSTALLISING

New SPM non crystallising formula, especially recommended for super-finishing of samples with thin coatings.

REF.	DESIGNATION	GRIT
12045	1l Bottle	0.03μ
12046	10l Drum	0.03μ
24281	1l trigger Spray bottle (Reflex)*	0.03μ

* Comes in a spray bottle

DUJARDIN ALUMINA SUSPENSIONS

DUJARDIN N° 1 - Grit: 0-1μ. Blue.

Use: suitable for polishing of steels and hard steels.

DUJARDIN N° 2 - Grit: 0-0.7μ. White.

Use: provides a flawless surface for all hard and semi-hard metals.

Suitable for brass, bronze... and more generally, for all copper and nickel alloys.

DUJARDIN N° 3 - Grit: 0-0.3μ. Pink.

Use: for finishing of metallographic samples and in particular for soft metals: copper, lead...

Can be used in certain cases for finishing after diamond polishing.

REF.	DESIGNATION	GRIT
Bottle of 1l		
11012	N° 3	0-0.3μ
11011	N° 2	0-0.7μ
11010	N° 1	0-1μ

SPM (COLLOIDAL SILICA)

SPM suspension is recommended for super-finishing of aluminium, copper, titanium samples and more generally any sample with thin layers. This suspension can be diluted up to 7 times in water. To avoid crystallisation, the sample and the cloth must be thoroughly rinsed with water after polishing.

REF.	DESIGNATION	GRIT
12006	1l Bottle	0.03μ
12007	10l Drum	0.03μ
24280	1l trigger Spray bottle (Reflex)*	0.03μ

* Comes in a spray bottle

PRESI ALUMINA POWDERS

REF.	DESIGNATION
Box of 1 kg	
11001	Gamma 0.04μ
11002	Type alpha 0.3μ
11003	Type alpha 1μ

CERIUM OXIDE

Suitable for the polishing of optics and ceramics.

REF.	DESIGNATION	GRIT
36207	1kg Pack	2.5μ

REAGENTS

ELECTROLYTIC POLISHING

Electrolytic attack polishing is used for the examination of homogeneously-structured materials, both for control and research purposes.

ELECTROLYTES FOR ELLOPOL TYPE PORTABLE DEVICE

ELLOPOL electrolytes can be used on-site for non-destructive testing (replic) or in the laboratory. They can only be used in the case of pad polishing. The area to polish is just dampened with the electrolyte contained in the cap, and a very small quantity of electrolyte is used. The polishing or attack operation is slower, but delivers ideal attack of fine structures.

REF.	DESIGNATION	FORMULA	USE
17201	Electrolyte BEPER	909ml butylene glycol + 91ml perchloric acid	Alpax, beryllium, cadmium, magnesium and its alloys, cast irons
17202	Electrolyte BAPER	944ml butylene glycol + 56ml perchloric acid	Magnesium and its alloys
17203	Electrolyte BUPAC	455ml butylene glycol + 454ml acetic acid + 91ml perchloric acid	Lamellar or nodular graphite cast iron
17204	Electrolyte BUPER	833ml butylene glycol + 167ml perchloric acid	Lamellar or nodular graphite cast iron
17206	Electrolyte FOSET*	400ml orthophosphoric acid + 560ml Ethanol + 40ml water	Copper and alloys, aluminium and alloys, uranium
17213	Electrolyte OPALU-B*	540ml orthophosphoric acid + 216ml butylene glycol + 216ml Ethanol + 27ml water	Copper and alloys, uranium

* Subject to customs regulations in France. Certificate of use to be provided.

SOLUTIONS FOR ELECTROLYTIC POLISHING FOR POLISEC C 25

POLISEC electrolytes are designed for laboratory control on samples. They are designed to be used in cells or in a bath, depending on the materials to be polished or attacked. Polishing or attack operations are generally very short because of the circulation of electrolytes causing rapid material removal.

REF.	DESIGNATION	FORMULA	USE
17100	Electrolyte D 11 1/2*	700ml Ethanol + 100ml butylene glycol	Steels, stainless steels, aluminium, iron, nickel
	Electrolyte D 11 2/2	200ml Perchloric acid	
17101	Electrolyte D 12 1/2	590ml methanol + 350ml butylene glycol	Molybdène, zirconium, titane, aluminium
	Electrolyte D 12 2/2	60ml perchloric acid	
17102	Electrolyte D 13 1/2*	600ml Ethanol + 180ml glacial acetic acid + 45g sodium acetate + 32g sodium hydroxide	Uranium, lead, tin, antimony
	Electrolyte D 13 2/2	90ml perchloric acid + 66ml water	
17103	Electrolyte D 14 1/2*	900ml Ethanol + 50g tartric acid	Aluminium alloys, cobalt alloys
	Electrolyte D 14 2/2	60ml perchloric acid	
17104	Electrolyte D 15 1/2*	1l Ethanol + 100g sodium thiocyanate + 100g citric acid	Cast iron, magnesium and magnesium alloys, high-alloys steels
	Electrolyte D 15 2/2	15ml perchloric acid	
17106	Electrolyte D 31 1/2	500ml water + 250ml orthophosphoric acid + 250ml ethyl alcohol	Copper, cobalt alloys, brass
	Electrolyte D 31 2/2	50ml isopropanol + 5g urea	
17107	Electrolyte D 61*	800ml Ethanol + 160g sodium thiocyanate + 80ml butyl glycol	Zinc and zinc alloys, magnesium and magnesium alloys
17108	Electrolyte D 62 1/2*	900ml Ethanol + 300g copper nitrate	Copper alloys, bronze, brass
	Electrolyte D 62 2/2	30ml nitric acid	
17110	Electrolyte D 71 1/2	1l water	Tungsten
	Electrolyte D 71 2/2	200g sodium hydroxide	

* Subject to customs regulations in France. Certificate of use to be provided.

ATTACK REAGENTS

Attack reagents reveal the macrographic or micrographic structure of your samples. Generally applied to a properly-prepared surface they will reveal: welds, grain joints, phases, etc. As a contrast agent or a true revealer of a structure or microstructure, PRESI has selected a set of reagents to meet practically all your needs. Specific reagents on demand.

Hazardous products: specific transport costs and prices upon request.

REF. 100ML	REF. 1L	DESIGNATION	FORMULA	ETCHANT	USE
17251	17252	NITAL 3%	3ml HNO ₃ + 100ml Ethanol		Steels - Revealing ferrite grains / phases Magnesium and most magnesium alloys
17220	17221	NITAL 4%	4ml HNO ₃ + 100ml Ethanol	Micro	Tin and tin rich alloys with cadmium, copper, iron and antimony Gadolinium
17253	17254	NITAL 5%	5ml HNO ₃ + 100ml Ethanol		Rare earth Cobalt alloys
17255	17256	NITAL 7%	7ml HNO ₃ + 100ml Ethanol		
17257	17258	NITAL 15%	15ml HNO ₃ + 100ml Ethanol	Macro	Steels - after approach work
17259	17260	Oberhoffer etchant*	500ml H ₂ O + 500ml Ethanol + 50ml HCl + 30g FeCl ₃ + 1g CuCl ₂ + 0.5g SnCl ₂	Macro	Unalloyed or low-alloyed steels
17222	17223	Picral -1 etchant*	10g Picric acid + 100ml Ethanol		Iron Carbon steels
17261	17262	Picral -2 etchant*	4g Picric acid + 100ml Ethanol	Micro	Low-alloyed steels Cast iron & cast steels coated with iron / tin General etchant for steels, in particular revealing carbide, good phase resolution
17263	17264	Béchet - Beaujard etchant	4g acid picrique + 99ml H ₂ O + 1ml Teepol	Micro	Steels - Revealing grain joints in and low-alloys quenched and tempered carbon steels (1 to 3 hours attack)
17265	17266	Iron chloride III acidified solution	48ml H ₂ O + 12 ml HCl + 5g FeCl ₃	Macro	Steels - Macroscopic examination in general use. For chromium steels, nickel and stainless steels
17267	17268	Iron chloride III neutral solution	Aqueous solution - 41% FeCl ₃	Macro	Steels - Steels weld
17228	17229	Fry A etchant*	40ml HCl + 5g CuCl ₂ + 30ml H ₂ O + 25ml Ethanol	Macro	Steels - Steels attack
17283	17284	Fry B etchant	100ml H ₂ O + 150ml HCl + 67g CuCl ₂	Macro	Carbon steels - Flux lines
17327	17290	Le Chatelier etchant	25g NaOH + 6g Picric acid + 100ml H ₂ O	Micro	Steel - Revelation of cementite and/or nitrides
17269	17270	Le Chatelier N°2 etchant*	100ml Ethanol + 10ml H ₂ O + 1g CuCl ₂ + 0,5g Picric acid + 2ml HCl	Micro	Iron - Eutectic cells of a grey cast iron
17244	17245	Curran etchant	10ml FeCl ₃ + 30ml HCl + 100ml H ₂ O	Micro	
17232	17233	Marble etchant	10g CuSO ₄ + 50 ml HCl + 50 ml H ₂ O	Macro	Stainless steels
17224	17225	Aqua regia	20ml HNO ₃ + 60ml HCl	Micro	Austenitic stainless steels
17230	17231	Murakami etchant	10 g K ₃ Fe(CN) ₆ + 10g KOH + 100ml H ₂ O	Micro	Austenitic and ferritic stainless steels, tungsten carbide
17226	17227	Villela etchant*	2g CuCl ₂ + 40ml HCl + 60ml Ethanol	Micro	Austenitic and ferritic stainless steels

* Subject to customs regulations in France. Certificate of use to be provided.

REF. 100ML	REF. 1L	DESIGNATION	FORMULA	ETCHANT	USE
17234	17235	Villela etchant*	5ml HCl + 1g Picric acid + 100ml Ethanol	Micro	Austenitic stainless steels - Revealing of grain, tool steels, martensitic stainless steels
17285	17286	V2A etchant	100ml H ₂ O + 100ml HCl + 10ml HNO ₃	Micro	Stainless steels - Size of grain (Attack between 50 and 60°C)
17322	17320	Catella etchant*	2g Picric acid 2g + 6g CH ₃ COOH + 10g HCl + 100g ethanol	Micro	Treated martensitic stainless steels - Revealing the structure and grains
17236	17237	Barker etchant	5g HBF ₄ + 200ml H ₂ O	Micro	Aluminium - Revealing of structure/grains
17238	17239	Keller etchant	2ml HF + 3ml HCl + 5ml HNO ₃ + 190ml H ₂ O	Micro	Aluminium - Revealing of structure.
17271	17272	5% HF solution in distilled water	Aqueous solution - 5% HF	Micro	Aluminium - Microstructures of brazed aluminium seals (Observation of dissolution phenomena)
17326	17325	Graff & Sargent's etchant	3g CrO ₃ + 15.5ml HNO ₃ + 0.5ml HF + 84ml H ₂ O	Micro	Aluminium - Grain removal on 2XXX, 3XXX, 6XXX and 7XXX series & alloys. Immerse between 20 and 60 s under gentle agitation.
17273	17274	5% sodium solution	Aqueous solution - 5% NaOH	Micro	Aluminium alloys
17273	17274	5% sodium solution	Aqueous solution - 5% NaOH	Micro	Aluminium alloys
17275	17276	10% sodium solution	Aqueous solution - 10% NaOH	Macro	Aluminium alloys, weld
17240	17241	Potassium dichromate	1g K ₂ Cr ₂ O ₇ + 4ml H ₂ SO ₄ + 50ml H ₂ O	Micro	Copper - Revealing of grain
17277	17278	Alcohol solution of iron chloride III acid	5g de FeCl ₃ + 5ml d'HCl + 95ml Ethanol	Micro	Copper compounds - Copper compound attack
17246	17247	INVAR / KOVAR	400ml HCl + 8g CuCl ₂ + 400ml H ₂ O + 800ml MEthanol + 28g FeCl ₃ + 20ml HNO ₃	Micro	Invar - Kovar
17324	17323	Weck etchant*	2g NH ₄ HF ₂ + 25ml ethanol + 100ml H ₂ O	Micro / Macro	Titanium / Aluminium - Weld Structure and Development
17242	17243	Kroll etchant	3ml HF + 6ml HNO ₃ + 100ml H ₂ O	Micro	Titanium - Revealing of structure Titanium alloys primarily alloys Ti-Al-V-(Sn)
17279	17280	Adler etchant	25ml water + 3g [(NH ₄) ₂ CuCl ₄ · 2 H ₂ O] + 50ml HCl + 15g FeCl ₃	Micro/Macro	Attack of Inconel Superalloys Corrosion resistant steels Cobalt and nickel alloys

* Subject to customs regulations in France. Certificate of use to be provided.


ATTACK OF A STEEL WELD USING NITAL 4%



Macro before attack



Macro after attack



Micro before attack



Micro after attack

PREPARATION


Geology

It is through collaboration with our customers that our range has been developed and it is still within this environment that we develop and evolve our offering.

Our network and our ability to work with our customers is our strength, we are proud to have built this relationship of trust allowing ever more innovation and development.

The technology we have developed directly inherits our know-how of more than 50 years in metallography: cutting, mounting, polishing and observation. Always with innovation and adaptability as a leitmotif.

98



THIN SECTION
PREPARATION

99



MECATOME
T265

GEOPRESS

POLY'VAC



104



104

99



DIAMOND WIRE SAWS

100



GEOTOME DUAL

102



LE CUBE

102



MINITECH

103



MECATECH 300 SPC

103



MECATECH 334 SPC

PRESSURE VESSEL



104

VIBROTECH 300



105

THIN SECTION CONTROLLER




105

MICROSCOPES



105



THIN SECTION PREPARATION PROCESS BY PRESI

Lithopreparation is a set of essential techniques to many sectors: geology, archeology, mining research, etc.

With its range dedicated to the preparation of thin sections, PRESI constantly brings additional solutions, services and expertise to its customers.

1

CUTTING

The rock is cut to extract the sample for analysis.



MECATOME T265
MECATOME T305
GEOTOME DUAL

2

SHAPING

The sample is worked until the desired shape and dimensions are achieved: the "sugar cube".



GEOTOME DUAL

3

LAPPING

The surface to be glued is worked to obtain perfect flatness.



LE CUBE
MINITECH RANGE
MECATECH 300 SPC
MECATECH 334 SPC
VIBROTECH

4

GLUING

The cube is glued to the slide.



GEOPRESS

5

THINNING

The sample is thinned to the desired dimension for observation or polishing.



GEOTOME DUAL
DIAMOND WIRE SAWS

6

GRINDING

The sample is pre-polished.



GEOTOME DUAL

7

POLISHING

An optional stage during which the sample is polished to remove residual scratches.



MECATECH 300 SPC
MECATECH 334 SPC

8

SUPER FINISHING

The sample is polished using nanoparticulate abrasives for specific analyzes.



MECATECH 300 SPC
MECATECH 334 SPC
VIBROTECH 300

CUTTING

MECATOME T265 T305

Manual, reliable and robust cutting machines. Particularly suitable for cutting rock samples, the MECATOME T265 and T305 have a cylindrical cutting capacity with a diameter of 95mm. These cutting machines provide maximum flexibility of use thanks to their tables allowing the vertical or horizontal positioning of a clamping system.

Options

- Double cutting disc which allows the cutting of slices in one step
- Pneumatic vice



Discover them in detail p.18 and p.20

THINNING

DIAMOND WIRE SAWS

Diamond wire saws for cutting rock samples. They are particularly recommended for cutting delicate samples such as silicium or glass. The low forces applied allow samples to be cut without damage.



Wire Saw 3400
Ref. 52030




Wire Saw 3500 BASE
Ref. 52010



Wire Saw 3500
PREMIUM
Ref. 52020



Wire Saw 4500
Ref. 52040



Wire Saw 6500
Ref. 52050



Winding device

All their technical characteristics p.34

CUTTING • SHAPING • THINNING • GRINDING

GEOTOME

DUAL

TWO WORKING AREAS
ADAPTABILITY:
CUSTOM MADE
SAMPLE HOLDERS

REF. 62830

Geotome dual has two working areas. One allowing cutting of rock samples, the other pre-polishing of thin sections.



510mm
Hood open

950mm
Hood closed



1150mm



780mm



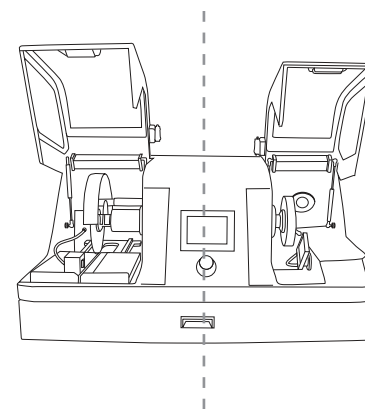
170kg



CUT • SHAPE • THIN

The cutting side uses LM diamond discs with a diameter of 250 mm.

Equipped with a longitudinal table with manual movement, it allows to cut the rock and shape the sugar. Once the sugar has been glued onto a glass slide, it can be thinned to a fixed or variable size, using a mobile or fixed vacuum vice.



GRINDING

The grinding area of GEOTOME DUAL allows you to pre-polish up to 4 thin sections simultaneously. They are held by a vacuum sample holder and are rectified thanks to a 175mm diameter diamond head cup wheel with resinoid, metallic or vitrified binder.

CHARACTERISTICS

HOODING - INTERIOR ENVIRONMENT

Type	Metal & PETG frame
Safety	The grinding area and the unused area are locked during motor rotation

MOTOR POWER - ELECTRICAL SUPPLY

Power / Electrical supply	2200W / 220V / Single phase / 50Hz
Motor piloting	Frequency controller

CUT-OFF WHEEL

Wheel type	Diamond
Wheel size	Cutting: diamond disc Ø 250mm Rectification: cup wheel Ø 175mm
Rotation speed	1000 to 3000 RPM
Shaft diameter	25.4mm

CONTROL

Control interface	Colour touch screen
Protection by access code	Can be activated
Communication / Machine piloting interface	Modbus

CUTTING - GRINDING

Cutting method	Manual
Type of movement	Cutting: manual on longitudinal table Rectification: manual with micrometric knob
Travel of Y axis	On the cutting table: 300mm
Travel of X axis	Grinding sample holder: 35mm
Dimensions of cutting table	260 x 300mm
Type of table	Cutting: micro bead-blasted stainless steel table Grinding: aluminium sample holder with ceramic sole
Clamping / Vacuum clamping	A T-slot (12mm) compatible with all clamping systems on the market
Sample / Cutting	Max height: 50mm 2 sections 30x45mm or 1 section 60x45mm*
Sample / Grinding	4 sections 30x45mm or 1 section 60x45mm*

LUBRIFICATION - COOLING

Pump & Tray	External - 60L
Type of lubrication	Pumped
Configuration of lubrication points - Cooling	Cutting: wheel guard Grinding: directional lubrication nozzle
Type of filter	100µm washable fabric filter

ERGONOMICS

Interior lighting	LED
Cleaning gun	Integrated
No load noise level	< 70db

* Others dimensions on request.

ACCESSORIES



Jointed magnetic stand for gauge
Ref. 62848



Gauge with lifting cable 300mm
Ref. 62849



GEOTOME DUAL Vacuum system Automatic purge
Ref. 62831



Vacuum holder for cutting 2 thin sections 30 x 45mm*
Ref. 62837



Manual micrometric vacuum holder for cutting
Travel: 40mm
Precision: 0,1mm
Capacity : 2 thin sections 30 x 45mm*
Ref. 62842



Ceramic vacuum holder for grinding
Capacity: 4 thin sections 30 x 45mm*
Ref. 62832



Holding block for manual cutting
Ref. 62846



* Others dimensions on request.


LAPPING

LE CUBE

SPACE-SAVING
EASY TO USE
ROBUST

REF. 66250

The CUBE is a Ø 200 or 250mm manual polisher with a high torque motor that can rotate clockwise and counterclockwise.
The polishing plate has two rotation speeds (150 and 300 rpm).
The CUBE mainly allows the manual lapping of sugars.

 700mm
Hood open

 398mm

 420mm

 25kg



Precise holder for thin section 30 x 45mm
Ref. 62862



Precise holder for thin section 28 x 48mm
Ref. 62863

Full information p.54

MINITECH

USER-FRIENDLY, RELIABLE, ROBUST

Ø 200 TO 250MM / Ø 250 TO 300MM

Ideal for manual lapping of « sugar cubes ». MINITECHs are top-of-the-range, manual polishing machines. Equipped with removable bowls, they are very easy to clean. Hood and tank are made of composite material, preventing any corrosion.



Minittech 250 SP1
Ref. 66400



Minittech 300 SP1
Ref. 66430



Minittech 250 DP1
Ref. 52030



Minittech 300 DP1
Ref. 66440



Minittech 250 DP2
Ref. 66420



Minittech 300 DP2
Ref. 66450

All MINITECH models p.56

POLISHING

MECATECH 300 SPC

OPTIMAL POLISHING
QUALITY
POWER AND RELIABILITY
AUTOMATIC

REF. 67940

The MECATECH 300 SPC integrates the most advanced technologies for ease of use. Its removable over-bowl allows easy maintenance. In geology version, this polishing machine has a speed range suitable for working with thin sections.

↑ 700mm
Hood open

↔ 398mm

↘ 420mm

📦 25kg

CE



More information about the Mecatech 300 SPC p.66



Precise holder for thin section 30 x 45mm
Ref. 62862



Precise holder for thin section 28 X 48mm
Ref. 62863



Specimen holder for individual pressure for 6 thin sections 30 x 45mm
Ref. 62851



Specimen holder for precise holder
Ref. 62861



Specimen holder for double contact holder for thin section 30 x 45mm
Ref. 62872 - 62873

MECATECH 334 SPC

REF. 67960

A simplified version of a single station automatic polishing machine is also available.

↑ 640mm

↘ 750mm

↔ 520mm

📦 75kg

CE



CONTACT US
for more information

More information about the Mecatech 334 SPC p.64

GLUING

GEOPRESS

PROGRAMMABLE
ADJUSTABLE
TEMPERATURE

REF. 62820

GEOPRESS allows you to glue up to 20 samples simultaneously under individual weights of 600g to 1.6kg. It is the only press on the market which allows progressive, controlled temperature increase. GEOPRESS works at temperatures up to 110°C.



370mm

60mm

290mm

33kg



CHARACTERISTICS

Number of samples	20 sections 30x45 or 10 sections 60x45
Size of heating plate	130 x 500mm
Weight-block weight	600g
Heating power	750W
Maximum temperature	110°C
Multilingual touch screen	✓
Programmable	✓
Timer	✓
Gradient management	✓
Security Access	Activable
Power supply	220V AC 50Hz

ACCESSORIES



10 overweights of 1kg
Ref. 62821



20 teflon weight
distribution stands
Ref. 71164

POLY'VAC

TURNTABLE
PROGRAMMABLE

REF. 53600

The POLY'VAC Vacuum mounting system allows rock stabilisation by impregnation whatever the thin section preparation stage. Piloted by a touch screen, POLY'VAC is programmable (several levels of vacuum, time lag between a minute and several hours). This system includes a resin distribution dispenser.



PRESSURE VESSEL

REF. 04300

The pressure vessel improves the rendering of KM-series acrylic mounting resins, makes the KM-U resin transparent and reduces shrinkage. Can be used with all cold resins.



More info about POLY'VAC p.43

All the information about the pressure device p.43

SUPER FINISHING

VIBROTECH 300

EFFICIENT ROBUST
SILENT

REF. 68100

The VIBROTECH 300 is a reliable and robust vibratory polishing machine, suitable for polishing consumables in Ø300 and 305mm.

Vibratory polishing is an ultra-soft technique, suitable for super-finishing stages. This polishing method improves the results of EBSD and AFM analyzes.



676mm
Hood open

715mm

554mm

90kg



SAMPLE HOLDER

REF	DIAMETER
68110	Ø 25mm
68111	Ø 25,4mm
68112	Ø 30mm
68113	Ø 31,7mm
68114	Ø 38,1mm
68115	Ø 40mm
68116	Ø 50mm



OBSERVING

THIN SECTION CONTROLLER

REF. 62802

The controller measures the thickness of a thin section during preparation.

Jointed magnetic stand for gauge
Ref. 62848
Gauge with lifting cable 300mm
Ref. 62849

Type of table	Granite
Table dimensions	180x120mm
Table thickness	50mm
Column length	160mm
Column diameter	30mm
Gauge travel	12.7mm
Resolution	1µm
Accuracy	3µm
Lifting cable	300mm



MICROSCOPES

Polarised light microscopes control thin section thickness and flatness.

Offer on request:
please consult us.



EVERYTHING YOU NEED FOR PETROGRAPHY

PRESI manufactures and sells a wide range of consumables suitable for petrography: cut-off wheels, diamond discs, abrasive for lapping, polishing cloths, diamond suspensions.

CUT-OFF WHEEL



Diamond LM
See p.37

CUP WHEELS Ø 175MM X 25.4MM



**Conical D64
Metal binder**
Ref. 02300



**D40 standard
Resin binder**
Ref. 02301



**D25 standard
Vitrified binder**
Ref. 02302

POLISHING CLOTHS



**TOP cloth
Ø 300mm**
See p. 87



**RAM cloth
Ø 300mm**



**NT cloth
Ø 300mm**



**SUPRA cloth
Ø 300mm**

ABRASIVE FOR LAPPING



Silicon Carbide
See p.79



DIAMOND SUSPENSIONS



**Monocrystalline & Polycrystalline
from 1/4µ to 15µ**
Also available in oil and alcohol base
See p.85

DIAMOND STICKS



**Monocrystalline & Polycrystalline
from 1/4µ to 25µ**
See p.87

DIAMOND PASTES



**Monocrystalline & Polycrystalline
from 1/4µ to 45µ**
See p.87

DIAMOND DISCS



I-MAX R from 18µ to 125µ
See p.77



Tissediam from 10µ to 250µ
See p.78



Abrasive paper type M
See p.80

OTHER CONSUMABLES

Bottle 1kg resin IP
Ref. 42020

**Petrography epoxy set
of 500ml**
Ref. 04175

**Glass plate Ø 300mm
thickness 6mm**
Ref. 28202

CHARACTERIZATION

Optical

STEREOMICROSCOPES **108**

MICROSCOPES **109**

MEASUREMENT
SOFTWARE **110**



STEREOMICROSCOPES



MICROSCOPES



MEASUREMENT SOFTWARE

STEREOMICROSCOPES

SMZ745T

Powerful and economic trinocular stereomicroscope

With the highest magnification of its category (x7.5 zoom) this model offers powerful imaging capabilities at an economical price. It is suitable for digital imaging both in the industrial field and in the biomedical sector. A camera port and a C-mount adapter of x0.55 allow direct installation of digital cameras.

- Trinocular optical head is ideal for monitoring and photomicrography
- 7.5x zoom: the most powerful in its class
- Maximum ergonomics
- Working distance: 115mm



SMZ800N

Stereomicroscope that combines work efficiency and advanced performance

Thanks to the improvement of the zoom ratio to x8 (x1 -x8), this model offers high definition observation required in areas such as IVF. In addition, the new Objectives "Plan Apo WF and ED Plan WF" offer more clear and sharp images.

- Improved ergonomics thanks to the existence several optical tubes
- Double-objective turret adjustable
- Wide zoom range up to x8 high resolution

Modular with a wide range of accessories



ADDITIONAL ACCESSORIES: LIGHTING



KL 2500 LED



Easy LED



Easy LED Spot

MICROSCOPES

STRAIGHT MICROSCOPE ÉCLIPSE LV150N

The encounter between digital imagery and an advanced optical system with halogen or LED lighting

These manual turret microscopes respond to different needs of observation, inspection, research and analysis of many industrial areas. Thanks to a numerical aperture and an unprecedented working distance, they offer superior optical performance and ultra-efficient digital imaging.

- Compatible with several observations: bright field, dark field, simple polarization, interferential/differential contrast, epifluorescence and double band interferometry
- Objectives x1 to x150
The latest CFI60-2 range offers exceptionally long working distances as well as an optimal chromatic aberrations correction
- Modular stand adapted to different tasks and observations
- Halogen or LED lighting and modular stand

Digital
imaging
very easy
to use



INVERTED MICROSCOPE MA100N

Robust, easy to use, led lighting

Compact, this model is very polyvalent for different industries (metallurgy, additive manufacturing, optics, electronics ...). Thanks to the high intensity LED lighting, its environmental impact is reduced.

- Aperture of the diaphragm to control contrast and the depth of field
- No height constraint of the sample to be observed, possibility to place the sample directly on the rectangular stage
- Objectives x1 to x150
- The latest range CFI60-2 offers:
 - Exceptionally long working distances long and an optimal chromatic aberrations correction
 - A numerical aperture and working distances never reached before
- High intensity LED lighting
- Compact stand



INVERTED MICROSCOPE ÉCLIPSE MA200

Innovative design and faultless ergonomics

This model offers many accessories and possibilities of evolution. It takes on its full dimension when coupled with NIKON image analysis systems and software.

- Evolutionary microscope
- Magnification from x50 up to x1000
- PLAN objectives
- Trinocular head
- Ergonomic stand: positioning of the sample on the front



PRESI, in partnership with NIKON, offers a range specially adapted to the needs of metallography and observation of materials in general. The goal is to answer to all needs in term of preparation, hardness, optics and software, acquisition and image analysis.

“PRESI VIEW MEASUREMENT” PACK

ACQUISITION AND MEASUREMENT SOFTWARE, DEVELOPED BY PRESI

REF. 71101

Measurement software on calibrated pictures developed by our engineers around a brand new generation of digital cameras, in order to respond to the needs of the laboratories and digital cameras users.



Simple and intuitive



Picture fluidity



Automatic analysis



Data memorizing

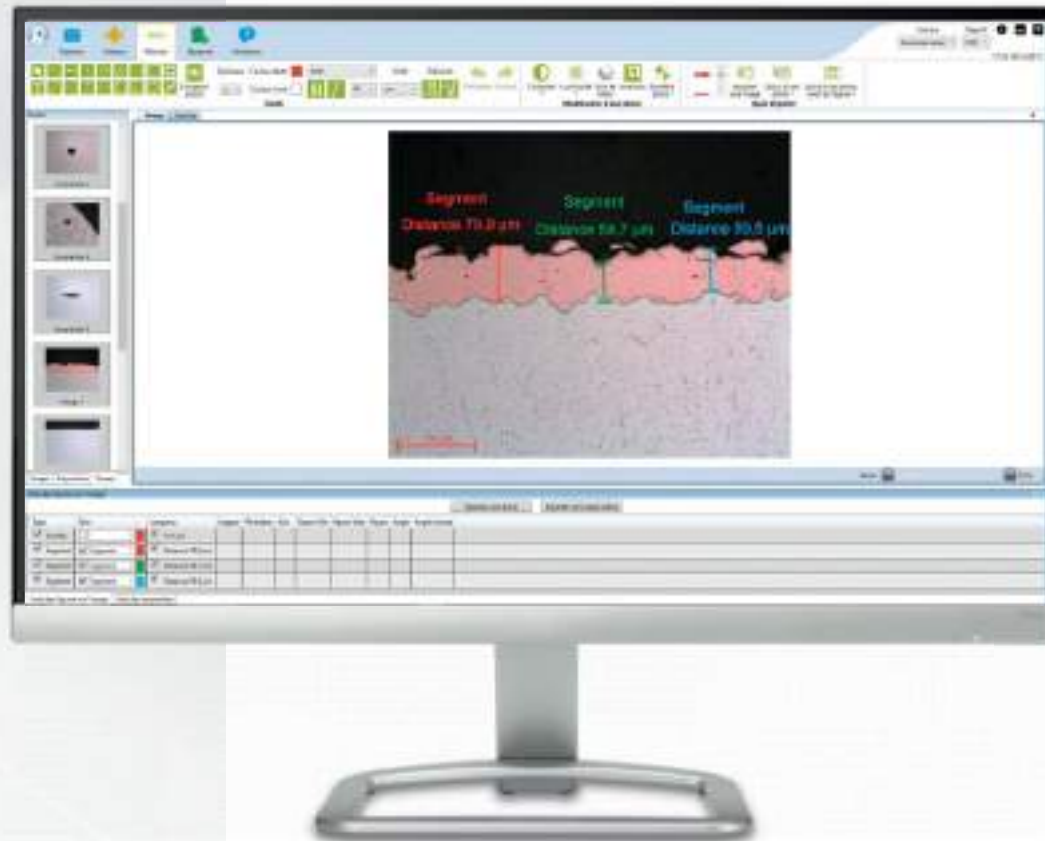
Key features and advantages

- Dimensional control on cut samples, paint layers, coatings, etc.
- Lengths, thickness, markers, angles, etc.
- Radius, diameters, perimeters, areas, circles, bow circles, etc.
- Text areas insertion, titles and arrows, etc.
- User friendly, made to take, treat and edit pictures
- Ergonomic and customizable interface, easy to use for all users.
- Full HD camera (monochromatic digital camera or USB2 color, equipped with CMOS sensors with Rolling or Global Shutter according to the model) and high fluidity during motions.
- 5 camera entries
- Customizable comments
- Saving in many formats
- Pictures insertions in reports
- “PIP” function

PRESI VIEW HARDNESS (optional)

REF. 71168

This software also has a Vickers and Knoop indents measurement module, providing excellent versatility. It adapts on stereomicroscopes, microscopes, hardness testers and micro-hardness testers equipped with a video output with a C-mount.



- Vickers and Knoop hardness measures
- Automatic measure of the indent by picture analysis
- Results board

CHARACTERIZATION

Mechanical

Mechanical tests make it possible to characterize the laws of behavior of materials which establish a relationship between stresses and deformations (elongation).

Robust, reliable, precise, our machines allow you to carry out all your tensile, compression, bending, shearing, peeling tests, etc.

HARDNESS TEST 112

UNIVERSAL TEST MACHINES 132

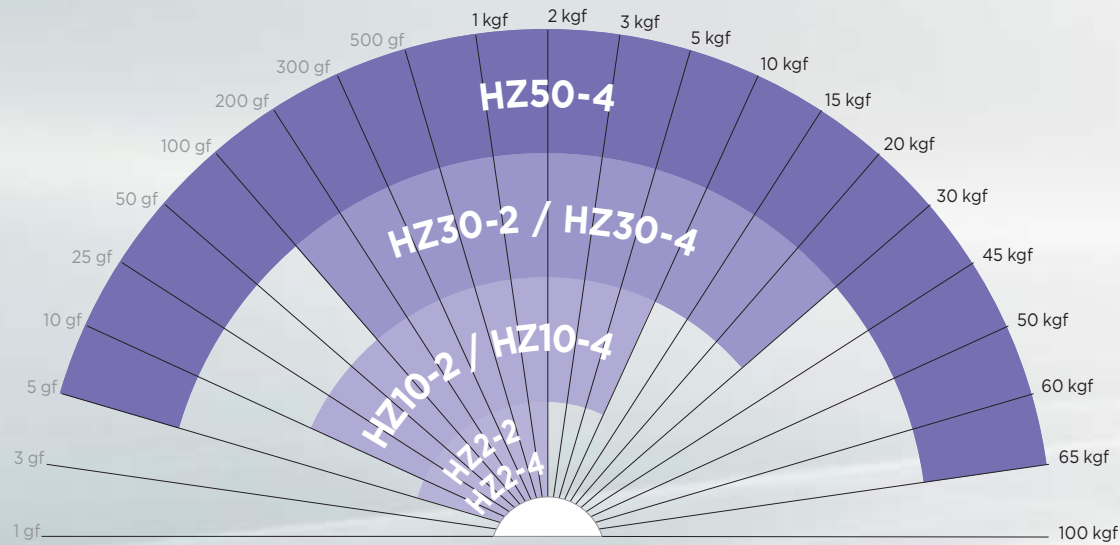
RESILIENCE TEST MACHINES 142

NON-DESTRUCTIVE TESTS 146



HZ RANGE LOAD CELLS

LOAD RANGE

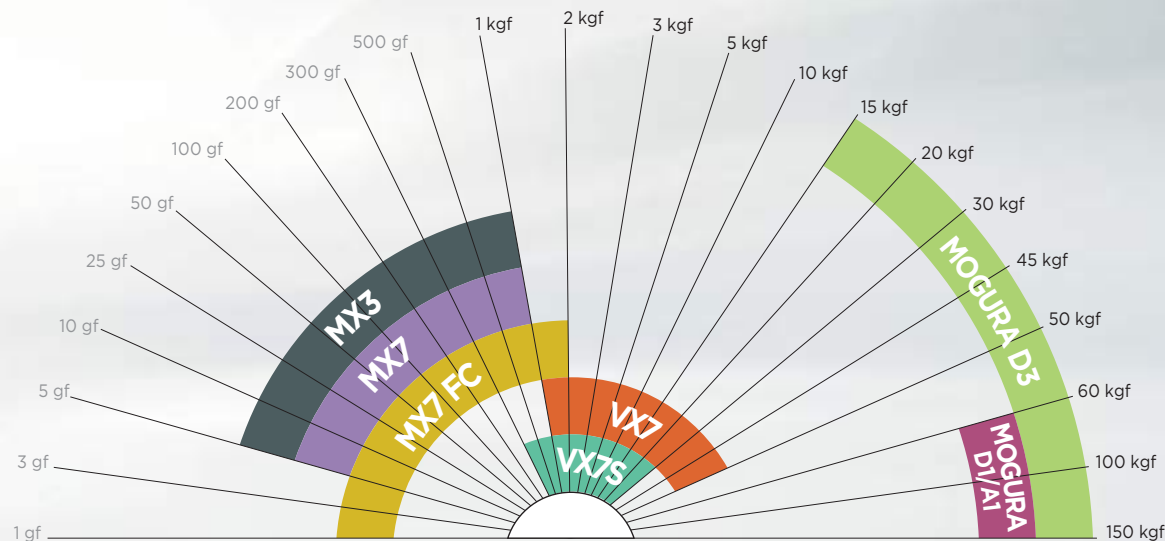


	Hardness tester	Indenters	Turret	Objectives	Indenters
HZ2-2	Semi-automatic	Vickers or Knoop	Automatic	up to 4	1
HZ10-2	Semi-automatic	Vickers or Knoop	Automatic	up to 4	1
HZ30-2	Semi-automatic	Vickers or Knoop	Automatic	up to 4	1
HZ2-4	Automatic	Vickers or Knoop	Automatic	up to 4	1
HZ10-4	Automatic	Vickers or Knoop	Automatic	up to 4	1
HZ30-4	Automatic	Vickers or Knoop	Automatic	up to 4	1
HZ50-4	Automatic	Vickers, Micro Vickers and Knoop	Automatic	4	2



MATSUZAWA DEAD WEIGHTS

LOAD RANGE



	Indenters				Turret	Number of objectives + number of indenters					
	Vickers	Knoop	Brinell	Rockwell	Type of turret	2 + 1	2 + 2	3 + 1	3 + 2	4 + 1	4 + 2
MICROTECH MX3	■	■			Manual	standard					
MICROTECH MX7	■	■			Automatic	standard					
MICROTECH MX7 FC	■	■			Automatic				standard		
MACROTECH VX7	■	■	■		Automatic	standard					
MACROTECH VX7S	■	■	■		Automatic	standard					
MOGURA D1/A1				■							
MOGURA D3				■							

Available objectives: x2,5 x5 x10 x20 x50 x10

HARDNESS

HZ HARDNESS TESTERS

THE HARDNESS TESTERS RANGE BY PRESI

Semi-automatic or automatic, HZ hardness testers are instantly recognizable. 100% made in France, their original design along with their robustness and highly technical capacities make them an essential work tool.

 **Optical quality**

 **Precision**

 **Reliability**

 800mm

 370mm

 700mm

 80kg



Large work space
Thanks to a major vertical extension

Ergonomic joystick
with customizable sensitivity



Nikon objectives
with a magnification up to 2000x



Motorized turret
Up to 7 positions,
with touch sensor



2 LED lighting systems:
for micro and macroscopy use

TABLES



Fixed table



**Motorized table
Standard**



Manual table



**Motorized table
Marble**

Download the HZ50-4
technical sheet



HZ HARDNESS TESTERS MODEL / REFERENCE	SEMI-AUTOMATIC			AUTOMATIC			
	HZ2-2 71218	HZ10-2 71216	HZ30-2 71200	HZ2-4 71219	HZ10-4 71217	HZ30-4 71201	HZ50-4 71123
LOAD APPLICATION							
Load range	5 gf - 2 kgf	10 gf - 10 kgf	100 gf - 30 kgf	5 gf - 2 kgf	10 gf - 10 kgf	100 gf - 30 kgf	5 gf - 65 kgf
Indenter type	Vickers or Knoop	Vickers or Knoop	Vickers or Knoop	Vickers or Knoop	Vickers or Knoop	Vickers or Knoop	Vickers and Knoop
FRAME							
Load cells	1	1	1	1	1	1	2
Touch sensor	✓	✓	✓	✓	✓	✓	✓
Objectives	up to 4	up to 4	up to 4	up to 4	up to 4	up to 4	4
Magnification	200 to 2000x	200 to 2000x	200 to 2000x	200 to 2000x	200 to 2000x	200 to 2000x	200 to 2000x
Full HD microscopic camera	✓	✓	✓	✓	✓	✓	✓
Full HD macroscopic camera: observable field 62x50mm	-	-	-	o	o	o	✓
LED light source	✓	✓	✓	✓	✓	✓	✓
Z axis travel	250mm	250mm	250mm	250mm	250mm	250mm	250mm
TABLES							
Fixed 200 x 200mm Maximum work piece weight: 50kg Compatible with single place sample holder	✓	✓	✓	-	-	-	-
Manual 110 x 110mm XY travels 25 x 25 mm Table feeding accuracy with analog micrometers: 10µm Table feeding accuracy with digital micrometers: 1µm. Maximum work piece weight: 50kg Compatible with single place sample holder	o	o	o	-	-	-	-
Automatic standard 280 x 200mm XY travels 100 x 130mm Table feeding accuracy: 1µm Maximum work piece weight: 80kg Compatible with single place sample holder	-	-	-	✓	✓	✓	-
Automatic marble 420 x 210mm XY travels 180 x 200mm Table feeding accuracy: 1µm Maximum work piece weight: 100kg Compatible with multiple and single place sample holder	-	-	-	o	o	o	✓
SOFTWARE							
PRESI Touch Essential	✓	✓	✓	-	-	-	-
PRESI Touch Manual	o	o	o	-	-	-	-
PRESI Touch Pattern	-	-	-	✓	✓	✓	-
PRESI Touch Automatic "Full"	-	-	-	o	o	o	✓
External PC and 28" screen	✓	✓	✓	✓	✓	✓	✓
GENERAL							
Test load accuracy < 1%	✓	✓	✓	✓	✓	✓	✓
Dwell time: 5 - 999 s	✓	✓	✓	✓	✓	✓	✓
Standard compliance: ISO 6507 & 4545, ASTM E384 and E92	✓	✓	✓	✓	✓	✓	✓

LEGEND: - Incompatible / ✓ Included / o Option

HZ SEMI-AUTOMATIC HARDNESS TESTERS



HZ2-2



HZ10-2



HZ30-2

HZ AUTOMATIC HARDNESS TESTERS



HZ2-4



HZ10-4



HZ30-4



HZ50-4

HARDNESS

HZ SOFTWARE

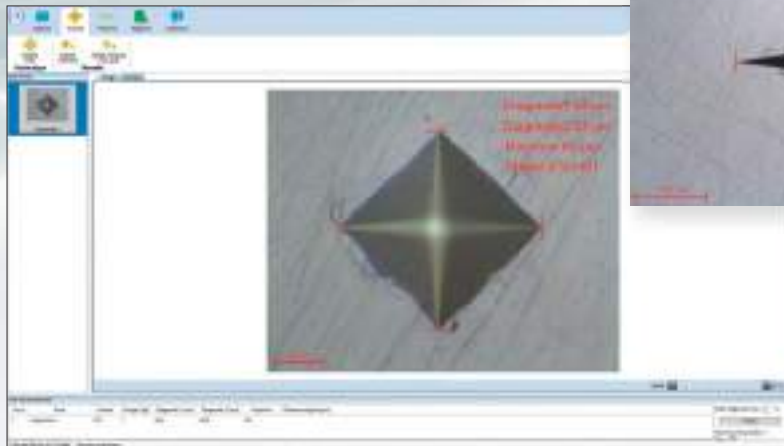
PRESI TOUCH ESSENTIAL & MANUAL

COMPATIBILITY:

HZ semi-automatic hardness testers
HZ 2-2 | HZ 10-2 | HZ 30-2

PRESI TOUCH ESSENTIAL

Intuitive software with a graphic menu.
100% customizable interface.
Permanent overall view of the results and data.
*Built-in search engine. Automatic or manual indent measurement. Single indent.



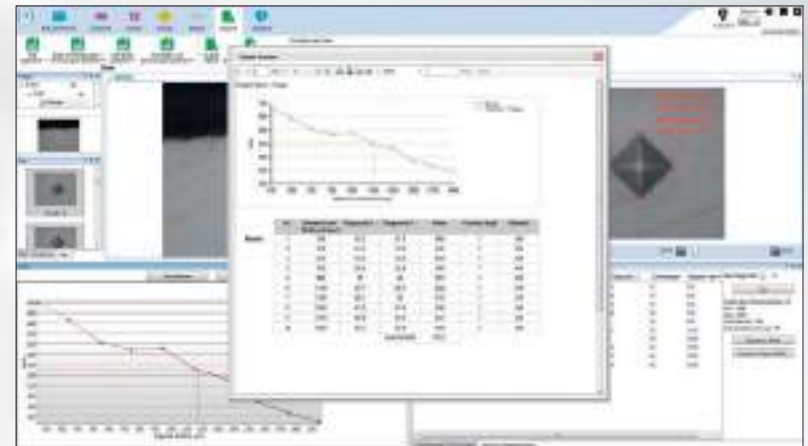
PRESI Touch Essential
Automatic or manual measurement of Vickers or Knoop indents.

PRESI TOUCH MANUAL

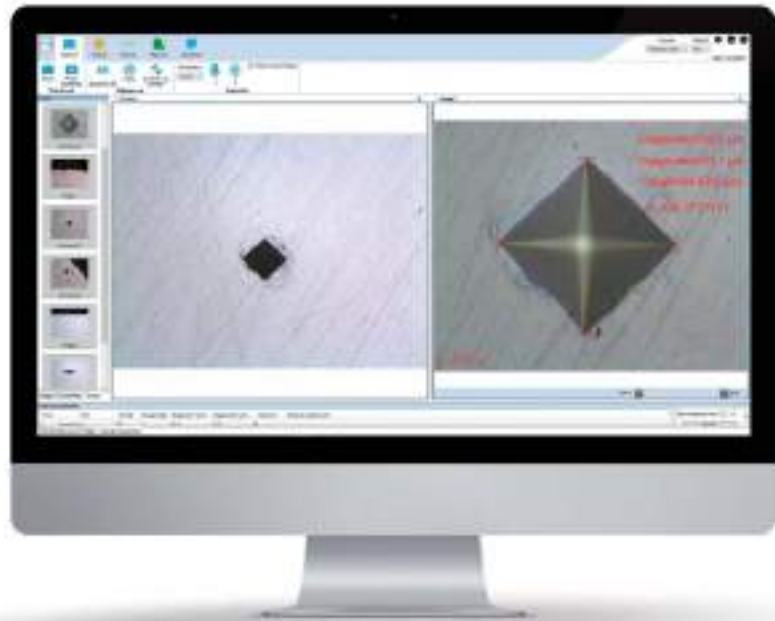
Higher version of the software that integrates **manual pattern**.



PRESI Touch Manual
Pattern creation.
A graphic and dynamic assistant allows pattern visualisation during its programming.



PRESI Touch Manual
Automatic report. In one click, a report formats the results.
This report is printable or recordable in many formats.



 **Easy and intuitive**

 **Image fluidity**

 **Data storage**

CHARACTERISTICS

SOFTWARE

**PRESI TOUCH
ESSENTIAL**

**PRESI TOUCH
MANUAL**

INDENT TYPE

Single indent	✓	✓
Manual pattern	-	✓

FEATURES

Automatic measurement of the indent	✓	✓
Manual measurement of the indent	✓	✓
Autofocus	✓	✓
Automatic light	✓	✓
Incorrect measurements alerts	✓	✓
Pattern settings	-	✓
Simulation of the size of the indent	-	✓
Hardness value conversion	✓	✓
Analysis reports	-	✓
Measurement Toolboxes	o	✓
Automatic storage	✓	✓
Multilingual software	✓	✓

EQUIPMENT

Full HD digital camera for microscopy	✓	✓
Hardness tester / PC communication	✓	✓
Turret control	✓	✓
XYZ 3-axis joystick	✓	✓
External PC and 28" screen	✓	✓

LEGEND: - Incompatible / ✓ Included / o Option

HARDNESS

HZ SOFTWARE

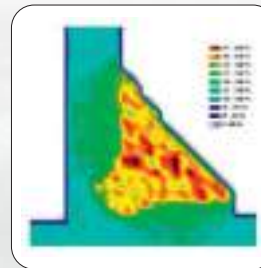
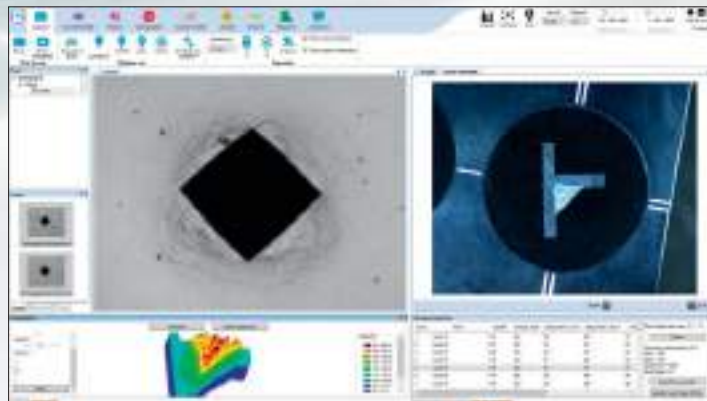
PRESI TOUCH PATTERN & AUTOMATIC "FULL"

COMPATIBILITY:

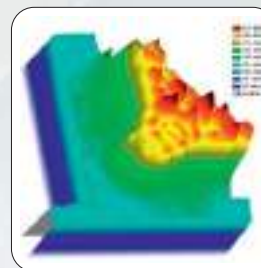
HZ automatic hardness testers
HZ 2-4 | HZ 10-4 | HZ 30-4 | HZ 50-4

PRESI TOUCH AUTOMATIC "FULL"

User-friendly, intuitive and customizable software.
All the features directly accessible.
Permanent overall view of the results and data.
Comprehensive software with all available applications.
Single indent, regular or irregular pattern.
Mapping with 2D / 3D image.



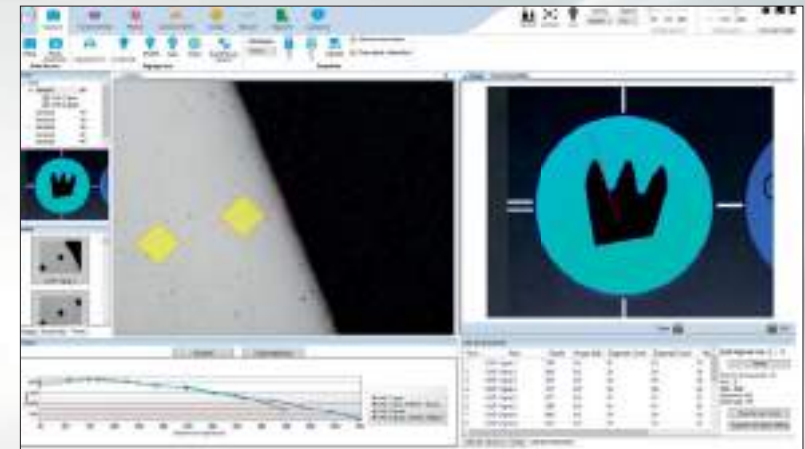
2D mapping




3D mapping

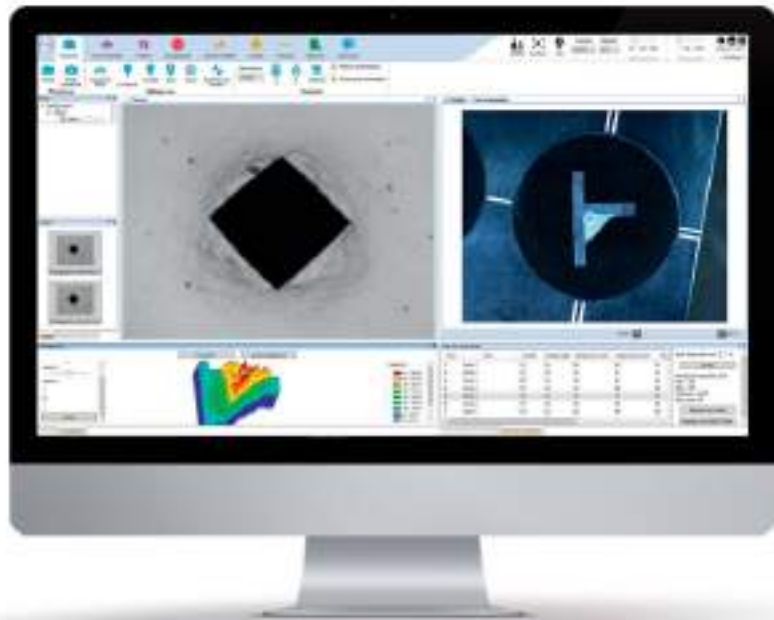
PRESI TOUCH PATTERN

Special version for **patterns, heat treatments, CHD, NHT.**



Automatic sample detection





 **Complete, reliable and powerful**

 **Very high image quality**

 **Intuitive navigation**

 **Time saving**

CHARACTERISTICS

SOFTWARE	PRESI TOUCH PATTERN	PRESI TOUCH AUTOMATIC "FULL"
INDENT TYPE		
Single indent	✓	✓
Manual pattern	✓	✓
Automatic pattern	✓	✓
Manual mapping	-	✓
Automatic mapping	-	✓
FEATURES		
Automatic measurement of the indent	✓	✓
Manual measurement of the indent	✓	✓
Autofocus	✓	✓
Automatic light	✓	✓
Incorrect measurements alerts	✓	✓
Pattern settings	✓	✓
Simulation of the size of the indent	✓	✓
Hardness value conversion	✓	✓
Analysis reports	✓	✓
Measurement Toolboxes	✓	✓
Macroscopic overview	(1)	(1)
Reconstruction of macroscopic images	(1)	(1)
Reconstruction of microscopic images	✓	✓
Automatic storage	✓	✓
Multilingual software	✓	✓

EQUIPMENT

Full HD digital camera for microscopy	✓	✓
Full HD digital camera for macroscopy	(1)	(1)
Hardness tester / PC communication	✓	✓
Turret control	✓	✓
XYZ 3-axis joystick	✓	✓
External PC and 28" screen	✓	✓

LEGEND: - Incompatible / ✓ Included / o Option

(1) Available with macroscopic camera

HARDNESS

MICROTECH MX3

REF. 71116

The Vickers MX3 hardness tester with manual turret offers a complete solution in order to meet the needs of quality laboratories, as well as on-line controls.

↑
530mm

↔
250mm

↘
520mm

📖
35kg

- Manual turret up to 6 positions
- Vickers and Knoop hardness
- Automatic load application
- High-rigidity frame



OPTION
PRESI VIEW
software

CHARACTERISTICS

	STANDARD	OPTION
Manual turret	2 objectives x10 x50 1 Vickers indenter	Up to 4 objectives including x10 and x50, 1 Vickers indenter and 1 Knoop indenter
Load application	Automatic load application	-
Indentation time	5 to 99s	-
Precision	0.01µm (x200 - x1000)	-
Magnification	x100 - x500	x25 - x1000
Max. measurable length	200µm	-
Data output	RS 232C output	-
Memory	999 max. memorized measurements	-
Conversions	Conversion to other scales according to SAE (J-417B), ASTM (E-140)	-
Max. sample height	120mm	-
Power supply	240V / 50 - 60Hz	-
Touchscreen	LCD display with backlight	-
Visualisation/Measurement	Direct measurement in the eyepiece and results display	-
Lighting	LED	-

LOAD RANGE (GF)



AVAILABLE OPTIONS

INDENTERS



VICKERS
Ref. 71164



KNOOP
Ref. 71134

STANDARD VICES



50mm opening
Ref. 7113
100mm opening
Ref. 71199

OBJECTIVES



x2,5
Ref. 71106

x5
Ref. 71154

x10
Ref. 71142

x20
Ref. 71129

x50
Ref. 71143

x100
Ref. 71135


SAMPLE HOLDERS AND REMOVABLE HOLDERS



Sample holder for non-mounted samples
Ref. 71157



Single place sample holder
Ref. 71109



Sample holder 4 places
Ref. 71175



Removable holder 25mm
Ref. 71174

Removable holder 25.4mm
Ref. 71144

Removable holder 30mm
Ref. 71110

Removable holder 31.7mm
Ref. 71111

Removable holder 38.1mm
Ref. 71145

Removable holder 40mm
Ref. 71125

Removable holder 50mm
Ref. 71173

TURRET

3-position turret for objectives
Ref. 71131

4-position turret for objectives
Ref. 71130

2 indenters Knoop and Vickers
Ref. 71115

OTHER ACCESSORIES



C Mount for Microtech
Ref. 71108



Standard Vickers test block 30mm x 10mm for Microtech
Ref. 71113



Object micrometer
Ref. 71503



Digital micrometers for manual XY stage
Ref. 71120

HARDNESS

MICROTECH MX7

MICROTECH MX7 LOW LOADS

MX7 REF. 71114 MX7 low loads REF. 71105

The Vickers MX7 and MX7 low load hardness testers with automatic turret offer a complete solution in order to meet the needs of quality laboratories, as well as on-line controls.



↑↓ 530mm

↔ 250mm

↙↘ 520mm

📦 35kg

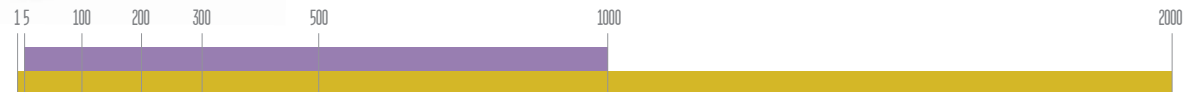
- Automatic turret up to 5 positions
- Vickers and Knoop hardness
- Automatic load application
- High-rigidity frame

OPTION
PRESI VIEW
software

CHARACTERISTICS

	MX7	MX7 LOW LOADS
Automatic turret	2 objectives x10 x50 1 Vickers indenter	3 objectives x10 x50 x100 1 Vickers indenter + 1 Knoop indenter
Turret options	Up to 4 objectives including x10 x50 + 2 indenters	Up to 4 objectives including x10 x50 x100
Load application	Automatic load application	Automatic load application
Load application speed	50µm/s	50µm/s
Indentation time	5 to 99s	5 to 99s
Precision	0.1µm (x200 - x1000)	0.1µm (x200 - x1000)
Magnification	x100 - x500	x100 - x500 - x1000
Max. measurable length	200µm	200µm
Data output	RS 232C output	RS 232C output
Memory	999 max. memorized measurements	999 max. memorized measurements
Conversions	Conversion to other scales according to SAE (J-417B), ASTM (E-140)	Conversion to other scales according to SAE (J-417B), ASTM (E-140)
Max. sample height	120mm	120mm
Power supply	240V / 50 - 60Hz	240V / 50 - 60Hz
Touchscreen	LCD display with backlight	LCD display with backlight
Lighting	LED	LED

LOAD RANGE (GF)



AVAILABLE OPTIONS

INDENTERS



VICKERS
Ref. 71164



KNOOP
Ref. 71134

STANDARD VICES



50mm opening
Ref. 71133
100mm opening
Ref. 71199

OBJECTIVES



x2,5
Ref. 71106

x5
Ref. 71154

x10
Ref. 71142

x20
Ref. 71129

x50
Ref. 71143

x100
Ref. 71135


SAMPLE HOLDERS AND REMOVABLE HOLDERS



Sample holder for non-mounted samples
Ref. 71157



Single place sample holder
Ref. 71109



Sample holder 4 places
Ref. 71175



Removable holder ø 25mm
Ref. 71174

Removable holder ø 25.4mm
Ref. 71144

Removable holder ø 30mm
Ref. 71110

Removable holder ø 31.7mm
Ref. 71111

Removable holder ø 38.1mm
Ref. 71145

Removable holder ø 40mm
Ref. 71125

Removable holder ø 50mm
Ref. 71173

TURRET

3-position turret for objectives
Ref. 71131

4-position turret for objectives
Ref. 71130

2 indenters Knoop and Vickers
Ref. 71115

OTHER ACCESSORIES



C Mount for Microtech
Ref. 71108



Standard Vickers test block ø 30mm x 10mm for Microtech
Ref. 71113



Object micrometer
Ref. 71503



Digital micrometers for manual XY stage
Ref. 71120

HARDNESS

MACROTECH
VX7

MACROTECH
VX7S

VX7 REF. 71124
VX7S REF. 71132

The Vickers VX7 and VX7S hardness testers and semi-macro hardness testers with automatic turret offer a complete solution to meet the needs of quality laboratories, as well as production line controls.

↑ ↓ 770mm

← → 230mm

↘ ↗ 580mm

55kg for MACROTECH VX7
52kg for MACROTECH VX7S

- 6-position automatic turret
- Touchscreen
- Hardness Vickers, Knoop and Brinell
- Automatic load application
- High-rigidity frame



OPTION
PRESI VIEW
software

CHARACTERISTICS

	VX7	VX7S
Automatic turret	2 objectives x10 x20, 1 Vickers indenter	2 objectives x10 x20, 1 Vickers indenter
Options turret	Up to 4 objectives including x10 x20 + 1 indenter	Up to 4 objectives including x10 x20 + 1 indenter
Load application	Automatic load application	Automatic load application
Load application speed	85µm/s	85µm/s
Indentation time	5 to 99s	5 to 99s
Precision	In accordance with ISO 6507-2, JIS B7725, ASTM (E-384) standards	In accordance with ISO 6507-2, JIS B7725, ASTM (E-384) standards
Magnification	x100 - x200	x100 - x200
Max. measurable length	999.9µm - 600µm	999.9µm - 600µm
Data output	RS 232C output	RS 232C output
Memory	999 max. memorized measurements	999 max. memorized measurements
Conversions	Conversion to other scales according to ASTM (E-140) et JIS	Conversion to other scales according to ASTM (E-140) et JIS
Max. sample height	250mm	250mm
Max. sample length	150mm	150mm
Power supply	240V / 50 - 60Hz	240V / 50 - 60Hz
Touchscreen	LCD display with backlight	LCD display with backlight
Lighting	LED	LED

LOAD RANGE (GF)



AVAILABLE OPTIONS

INDENTERS



VICKERS
Ref. 71164



KNOOP
Ref. 71134

STANDARD VICES



50mm opening
Ref. 71133
100mm opening
Ref. 71199

OBJECTIVES



x2,5
Ref. 71106

x5
Ref. 71154

x10
Ref. 71142

x20
Ref. 71129

x50
Ref. 71143

x100
Ref. 71135


SAMPLE HOLDERS AND REMOVABLE HOLDERS



Sample holder for non-mounted samples
Ref. 71157



Single place sample holder
Ref. 71109



Sample holder 4 places
Ref. 71175



Removable holder 25mm
Ref. 71174

Removable holder 25.4mm
Ref. 71144

Removable holder 30mm
Ref. 71110

Removable holder 31.7mm
Ref. 71111

Removable holder 38.1mm
Ref. 71145

Removable holder 40mm
Ref. 71125

Removable holder 50mm
Ref. 71173

TURRET

3-position turret for objectives
Ref. 71131

4-position turret for objectives
Ref. 71130

OTHER ACCESSORIES



Video output + C mount
Ref. 71128



Standard Vickers test block (64 x 15mm)
Ref. 71141



Object micrometer
Ref. 71503



Digital micrometers for manual XY stage
Ref. 71120

Stage adapter for ref. 71122 & 71152
Ref. 71121

Manual XY stage 25 x 25mm movement
Ref. 71122

HARDNESS

HARDNESS TESTERS

ROCKWELL MATSUZAWA MOGURA D1/D3/A1

The range of **Rockwell hardness testers** is enriched with the new “Matsuzawa MoguRa” models. With digital or analog display, for Rockwell and/or Superficial Rockwell scales, very robust and easy to use.

High performance, high precision and mastered costs, Rockwell MoguRa hardness testers are perfectly suited for production workshops and teaching.



Digital



Analog

TECHNICAL CHARACTERISTICS

TYPE		DIGITAL			ANALOG		
Name		MoguRa-d1		MoguRa-d3		MoguRa-a1	
Test		Rockwell		Rockwell/Surface		Rockwell	
Display		LCD				Gauge	
Test Load		60, 100, 150 kgf		15, 30, 45 kgf 60, 100, 150 kgf		60, 100, 150 kgf	
Pre-charge		10 kgf		3, 10 kgf		10 kgf	
Included scales	DIA	A D C		A D C 15N 30N 45N		A D C	
	1/6" ball	F B G		F B G 15T 30T 45T		F B G	
	1/8" ball	H E K		H E K 15W 30W 45W		H E K	
Optional scales	1/4" ball	L M P		L M P 15W 30W 45W		L M P	
	1/2" ball	R S V		R S V 15Y 30Y 45Y		R S V	
Sample size		Max height 246mm, Max. 158mm					
Standards		ISO 6508-1, ISO 6508-2, ASTM E18-19, JIS Z 2245, JIS B7726					
Dimensions		Height 776mm x Width 460mm x Depth 190mm. Weight 65kg					
Power Supply		AC240 50/60Hz					

OPTIONAL ACCESSORIES

BALL INDENTERS



Ball indenter	Diameter 1/8", 1/4", 1/2", 3/4"
Steel balls	Diameter 1/8", 1/4", 1/2", 3/4"
Round table	Diameter 200mm
Other tables	V-table (small), plot, diamond plot
JIG tests on long samples	Vari-Rest & Jack-Rest
Micrometric Displacement table for Jomini tests	Max displacement: about 55mm Minimum graduation: 1/10mm or 1/160"

OTHER ACCESSORIES



Rockwell test blocks
(\varnothing 64mm x 15mm)
Ref. 71167

HARDNESS

SOFTWARE

PRESI VIEW HARDNESS

ACCESSIBLE AND INTUITIVE
DIGITAL IMAGERY
FOR SINGLE INDENTS

COMPATIBILITY:

Matsuzawa hardness testers range
MX3 | MX7
MX7 LOW LOADS
VX7 | VX7S

Specially designed for single indent analysis, the PRESI View Hardness software has a simple interface and a pleasant workspace. Thanks to easily identifiable icons, the software is user-friendly and the operator is quickly autonomous on his tasks. On-screen visualisation of the indent, as well as the assisted analysis, offer a great work comfort.



Easy and intuitive



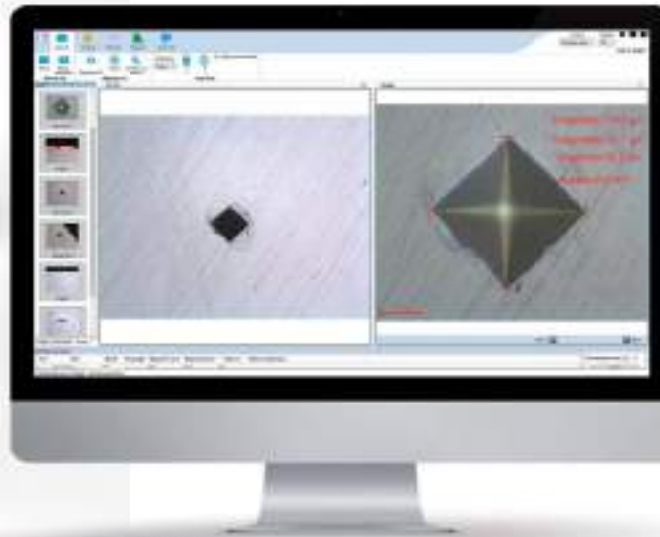
Image fluidity



Automatic analysis



Data storage



EXTENDED FEATURES WITH PRESI VIEW MESURE

- Lengths, thicknesses, markers, angles...
- Rays, diameters, perimeters, surfaces, circles, arcs...
- Text boxes insertions, titles and arrows.

FUNCTIONALITIES

LANGUAGE

Software available in 3 languages: English + French + German

INDENTATION TYPE

Single indent

SOFTWARE

Simultaneous functioning with multiple cameras on different acquisition means (macro lens, stereomicroscope, microscope, hardness tester and Vickers micro hardness tester)

Manual or automatic measurement

Miniature view of pictures

Customizable formatting

Streamlined and intuitive interface

SETUP MENU

Easy and fast camera settings.
Calibrations achievable in seconds

Presets of the measurement display

EXPLOITATION OF RESULTS

Many recording formats

Automatic storage of results in database

Pictures exportation in format: JPEG / PNG / BMP / GIF

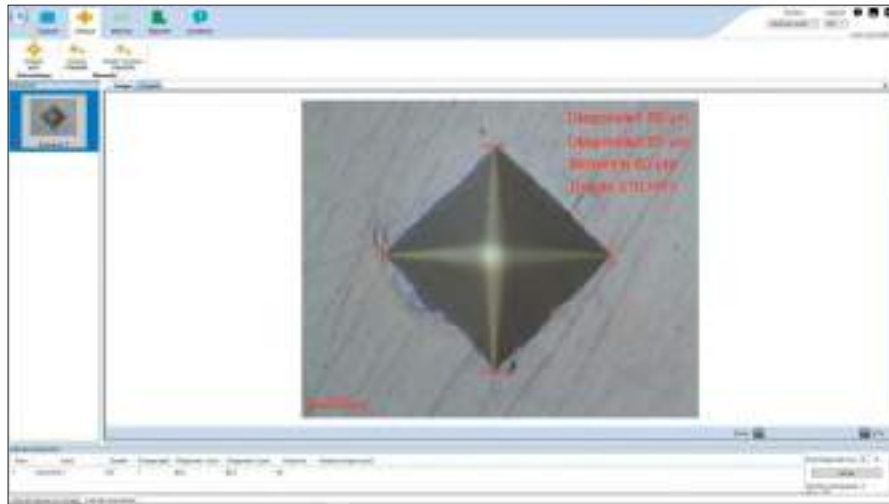
Data exportation in format: Excel / Open Office

COMPATIBILITY

The software is compatible with all our Microtech, Macrotech VX7 and VX7S hardness testers, and all brands equipped with a video output and C mount

PRESI VIEW HARDNESS

Automatic or manual measurement of Vickers indents.

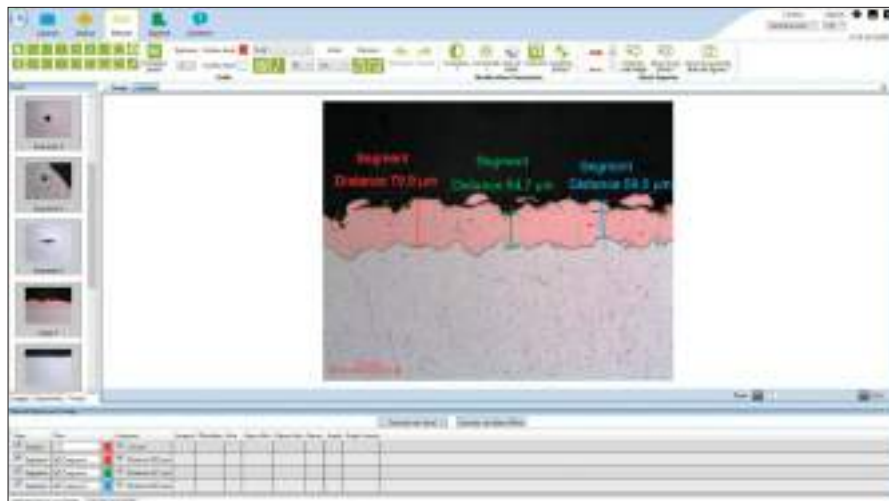


Automatic or manual measurement of Knoop indents.

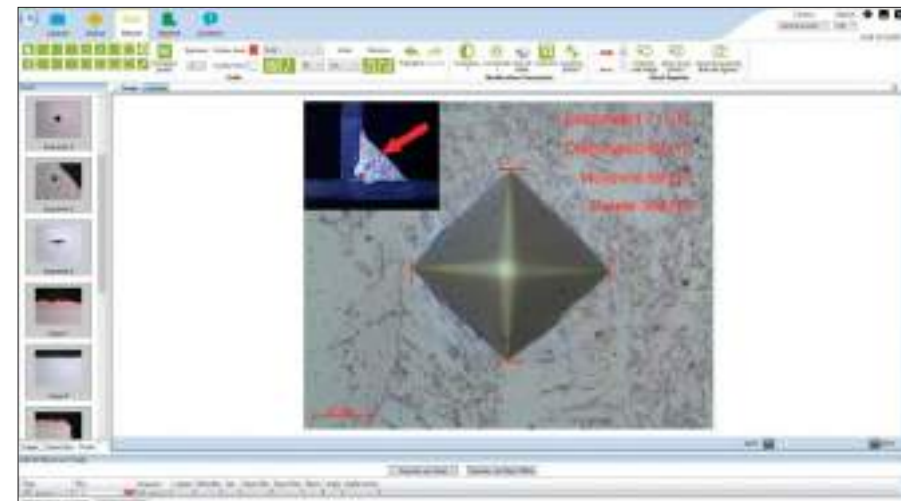


PRESI VIEW FULL

The optional measurement module provides a large number of measurement tools such as measuring angles, polygons, projections, etc.



The addition of a thumbnail enriches the number of information on a photo. The drafting of the report is thus facilitated.



PORTABLE HARDNESS

When classic hardness machine-measurement is not possible, there are devices allowing the measuring of hardness on rather massive metal parts with the Leeb method by ball rebound, or on thinner parts with a Rockwell probe or a UCI probe. For plastics or rubbers, the measurement is made with a Shore hardness tester.



DISTRIBUTION
IN FRANCE



HLD Rebound hardness tester



Rockwell hardness tester



Equotip hardness tester with range of probes



WORLDWIDE
DISTRIBUTION



UCI hardness tester mounted on a measuring frame



Shore hardness tester mounted on a measuring frame



Shore hardness test blocks

HARDNESS TEST BLOCKS

It is necessary to control the hardness test machines with standard blocks having a very precise hardness value. These gauge blocks can be squared so as to better distribute the points of hardness. We also offer indenters used to apply hardness for any machine models.




WORLDWIDE
DISTRIBUTION



Brinell Hardness Test Blocks, Vickers, Rockwell, Leeb



Diamond indenters and ball indenters



CHARACTERIZATION

Mechanical



**UNIVERSAL
TEST MACHINES**



**RESILIENCE
TEST MACHINES**



**NON-DESTRUCTIVE
TESTS**

UNIVERSAL TEST MACHINES

INSPEKT SOLO S/M/L

For testing of materials and components in small batches, the inspekt solo universal test machine series is available in three different test heights. The inspekt solo is a low weight economical tabletop device with high bending stiffness, suitable for tensile, compression and bending tests on various materials.

In combination with the ergonomic design and the new brushless drive concept, a reliable and fast measurement with its electronics is guaranteed.

The simple use of its software makes it effective both in harsh production environments as well as in sterile laboratories.

Applications:

- Tests on plastics, elastomers, rubber.
- Lightweight materials and components, component testing.
- Springs, films and textile tests.



DISTRIBUTION
**FRANCE, SWITZERLAND,
MOROCCO, TUNISIA & ALGERIA**



Force sensor



Dockings



Pilot Remote Control

FEATURES


	S	M	L
Tensile/Compressive Force		2.5 kN	
Mechanical Design	1 backlash-free ball screw, brushless motor		
Frame Rigidity, including the Deformation of Cell and Adapter	2.7 kN/mm		
Transversal Travel Speed	From 1.5µm/min to 1200mm/min		
Transversal Displacement Resolution	< 0.025µm		
Force	Class 1 between 0.1 and 100% of the nominal force capacity (optional: class 0.5) depending on the use of the force sensor (according to EN ISO 7500-1, ASTM E4)		
Force measurement resolution	24 bit (±8,388,608 digits)		
Control and measurement electronics	Integrated force and crosshead displacement channels. In option, 3 free slots for expansion cards for analog, digital, force and displacement signals, strain gauges and 0-10V input for an external measurement system		
Power Supply	230 VAC, 0.5 kVA, 50 Hz, 10-30°C, 20 - 80% humidity		
Data Treatment	Ethernet (LAN) or USB, 50 Hz (standard), optional increased data acquisition rates		
Weight	48kg	55kg	60kg
Dimensions (DxWxH)	631 x 631 x 705mm	631 x 631 x 1305mm	631 x 631 x 1605mm
Test Height	475mm	1075mm	1375mm
Maximum Stroke	365mm	965mm	1265mm

ACCESSORIES

DOCKINGS



EXTENSOMETERS



TEMPERATURE



UNIVERSAL TEST MACHINES

INSPEKT DUO

For the testing of materials and components compliant with standards in the low load range, the universal test machine Inspekt duo is available in two different test space heights.

The inspekt duo is an economical, low-weight tabletop machine with high bending stiffness suitable for tensile, compression and bending tests on various materials.

In combination with the ergonomic design and the new concept of brushless drive, it guarantees a reliable and fast measurement with its electronics. The ease of use of its software makes it effective regardless of the environment, in difficult production process environments as well as in sterile laboratories.

Applications:

- Tests on plastics, elastomers, rubber.
- Lightweight materials and components, testing of components.
- Springs, films and textiles tests.



DISTRIBUTION
FRANCE, FRENCH-SPEAKING
SWITZERLAND, MOROCCO,
TUNISIA & ALGERIA



Force Sensor



Pilot Remote Control



Dockings

FEATURES

INSPEKT DUO 5 KN

INSPEKT DUO 10 KN

Tensile/Compressive Force	5 kN	10 kN
Mechanical Design	2 backlash-free ballscrews, brushless motor	
Frame Rigidity including the deformation of cell and adapter	11 kN/mm	
Transversal Travel Speed	Of 1.5µm/min à 1200mm/min	From 0,8 µm/min à 600mm/min
Transversal Displacement Resolution	< 0.025µm	< 0.012µm
Force measurement	Class 1 between 0.1 and 100% of the nominal force capacity (optional class 0.5) depending on the use of the force sensor (according to EN ISO 7500-1, ASTM E4)	
Force measurement resolution	24 bit (±8,388,608 digits)	
Control and measurement electronics	Integrated force and crosshead displacement channels Optional, 3 free slots for expansion cards for analog, digital, force, displacement signals, strain gauges and 0-10V input for external measurement system	
Power Supply	230 VAC, 0,5 kVA, 50 Hz, 10-30 °C, 20 - 80 % humidity	
Data Processing	Ethernet (LAN) or USB, 50 Hz (standard), optional increased data acquisition rates	
Index	This series of test machines is not designed to connect external electrical devices e.g. temperature chambers) to the emergency stop circuit of the machine	
Weight	83kg	88kg
Dimensions (DxWxH)	631x 631 x 1305mm	631 x 631 x 1605mm
Test Height	1025mm	1325mm
Maximum Stroke	970mm	1270mm

ACCESSORIES

DOCKINGS



Traction

Compression



Bending

Shearing

EXTENSOMETERS



Axial clip-on



Video extensometer



Automatic Extensometer

UNIVERSAL TEST MACHINES

INSPEKT BLUE

Material test machines of the Inspekt blue series are particularly suitable for standard quality assurance applications. Due to the high demand for cost-effective test machines, the inspekt blue has been equipped with a simple yet multi-functional load frame.

The inspekt blue is suitable for testing tension, compression, peeling and bending on various materials. In combination with the ergonomic design and the new brushless drive concept, a reliable and fast measurement is guaranteed with its electronics. The ease of use of its software makes it effective whatever its environment, in difficult production process environments as well as sterile laboratories.

Applications:

- Metal testing, Wire testing.
- Testing of plastics, lightweight materials and components.
- Component and creep tests, elastomer tensile tests.
- Spring, films, textile tests.



DISTRIBUTION
**FRANCE, SWITZERLAND,
MOROCCO, TUNISIA & ALGERIA**



Force sensor



Dockings

FEATURES

INSPEKT BLUE 20 KN

INSPEKT BLUE 30 KN

Tensile/Compressive Force	20 kN	30 kN
Mechanical design	2 backlash-free ballscrews, brushless motor	
Rigidity of the frame including the deformation of the cell and the adapter	35 kN/mm	40 kN/mm
Transversal Travel Speed	From 0,3 µm/min to 400 mm/min	From 0.2µm/min to 240mm/min
Transversal Displacement Resolution	< 0.005µm	< 0.003µm
Force measurement	Class 1 between 0.1 to 100% of the nominal force capacity (optional class 0.5) depending on the use of the force sensor according to EN ISO 7500-1, ASTM E4)	
Force measurement resolution	24 bit (±8,388,608 digits)	
Control and measurement electronics	Integrated force and crosshead displacement channels, optional, 3 free slots for expansion cards for analog, digital, force, displacement, strain gauges and 0-10V input for external measurement system	
Power supply	230 VAC, 0,5 kVA, 50 Hz, 10-30 °C, 20-80 % humidity	
Data processing	Ethernet (LAN) or USB, 50 Hz (standard), optional increased data acquisition rates	
Index	This series of test machines are not designed to connect external electrical devices (eg temperature chambers) to the emergency stop circuit of the machine.	
Weight	140kg	
Dimensions (DxWxH)	450 x 790 x 1420mm	
Test height	1100mm	
Maximum Stroke	1005mm	

ACCESSORIES

DOCKINGS



Traction



Compression



Bending



Shearing

EXTENSOMETERS



Clip on



Video extensometer



Long Stroke Extensometer

UNIVERSAL TEST MACHINES

INSPEKT TABLE

Modern and flexible load frame design for various applications

- Load frame extremely variable in height and width.
- > Optimal adaptation to different sample and component sizes.
- Possibility of connecting peripheral devices (e.g. furnaces, thermal chambers), measuring channels and additional controls (e.g. extensometers, measurement probes, optical sensors). The innovative construction guarantees the highest measurement accuracy.
- Use of larger diameter backlash-free precision ball screws (preloaded in aluminum support brackets) and a special nut system.
 - > Precise load transmission
 - > High lateral force stability
 - > Increased axial stiffness.
- Brushless AC drive for static material testing as well as for alternating and continuous loads.



DISTRIBUTION
**FRANCE, SWITZERLAND,
MOROCCO, TUNISIA & ALGERIA**



Force sensor



Anchors for screws



Dockings

FEATURES

	5 kN	10 kN	20 kN	50 kN	100 kN	250 kN
Tensile/Compressive Force	5 kN	10 kN	20 kN	50 kN	100 kN	250 kN
Mechanical Design	2 backlash-free ballscrews, brushless motor					
Rigidity of the frame including deformation cell and adapter	15 kN/mm	18 kN/mm	40 kN/mm	68 kN/mm	120 kN/mm	200 kN/mm
Transversal Travel Speed	From 1µm/min at 2000mm/min	From 1µm/min at 1200mm/min	From 1µm/min at 600mm/min	From 1µm/min at 800mm/min	From 0.5µm/min at 400mm/min	From 0.5µm/min at 175mm/min
Transversal Displacement Resolution	< 0.001µm	< 0.005µm	< 0.0025µm	< 0.005µm	< 0.0025µm	< 0.0002µm
Force measurement	Class 1 between 0.1 and 100% of the nominal force capacity (optional class 0.5) depending on the use of the force sensor (according to EN ISO 7500-1, ASTM E4) (according to EN ISO 7500-1, ASTM E4)					
Force measurement resolution	24 bit (±8,388,608 digits)					
Control and measurement electronics	Integrated load and move channel, additional 3 free slots* for expansion cards for analog/ digital Inputs / outputs for force, displacement, strain gauges, as well as +/-10 V input for external measuring devices, protective door connection *possibly expandable to 7 slots					
Power supply	230 VAC, 0,5 kVA, 50 Hz, 10-30 °C, 20-80 % humidity			230 VAC, 1,5 kVA, 50-60Hz, 5-40 °C, 20-80 % humidity		
Data Treatment	Ethernet (LAN) or USB, 50 Hz (standard), optional increased data acquisition rates					
Weight	100kg	130kg	130kg	320kg	400kg	570kg
Dimensions (DxWxH)	550 x 685 x 1420mm			695 x 880 x 1585 mm		695 x 880 x 2250mm
Test Height	1080mm	1080mm	1080mm	1170mm	1145mm	1100mm
Maximum Stroke	1025mm	1005mm	1005mm	1095mm	1065mm	1030mm

The provided data is for information purposes only and corresponds to "standard" machines and dimensions.
The Inspekt Table series load frames are available with different heights and widths > optimal adaptation to different sample and component sizes.
Also available for different transversal speeds, please contact us.

ACCESSORIES

DOCKINGS



Traction

Compression



Flexion

Shearing

EXTENSOMETERS



Axial clip-on



Video extensometer



Automatic Extensometer

TEMPERATURE



Thermal Chamber



High Temperature Furnaces

UNIVERSAL TEST MACHINES

INSPEKT

STAND-ALONE

4 guidance column frame design
for various applications

- Load frame with extreme versatility in height and width.
- > Optimal adaptation to various sample and component sizes.
- Possibility of connecting peripheral devices (e.g. furnaces, thermal chambers), additional measurement and control channels (e.g. extensometers, measurement probes, optical sensors).

The innovative construction guarantees the highest measurement accuracy

- Use of larger diameter backlash-free precision ball screws (preloaded in profiled aluminum brackets) and a special nut system.
- > Precise load transmission.
- > High lateral force stability.
- > Increased axial rigidity.



DISTRIBUTION
**FRANCE, SWITZERLAND,
MOROCCO, TUNISIA & ALGERIA**



Force sensor



Hydraulic dockings



Extensometer

FEATURES

	100 kN	250 kN	400 kN	600 kN	1200 kN	1500 kN
Tensile/Compressive Force	100 kN	250 kN	400 kN	600 kN	1200 kN	1500 kN
Mechanical Design	2 backlash-free ball screw, 4 guide columns, brushless motor					
Rigidity of the frame including deformation cell and adapter	170 kN/mm	260 kN/mm	390 kN/mm	680 kN/mm	1350 kN/mm	1685 kN/mm
Transversal Travel Speed	From 0.1µm/min at 1000mm/min	From 0.06µm/min at 600mm/min	From 0.1µm/min at 500mm/min	From 1µm/min at 800mm/min	From 0.1µm/min at 250mm/min	From 0.1µm/min at 250mm/min
Transversal Displacement Resolution	< 0.002µm	< 0.0012µm	< 0.05µm	< 0.005µm	< 0.05µm	< 0.05µm
Force measurement	Class 1 between 0.2 and 100% of the nominal force capacity (optional class 0.5) depending on the use of the force sensor (according to EN ISO 7500-1, ASTM E4) (according to EN ISO 7500-1, ASTM E4)					
Force Measurement Resolution	24 bit (±8,388,608 digits)					
Control and Measurement Electronics	Integrated load and move channel, 7 free expansion card slots for analog/digital inputs/outputs for force, displacement, strain gauges, as well as +/-10 V input for external measuring devices, protective door connection					
Power Supply	3P/PE/400V/50Hz/ (TN-Net) 4.0kW, 4 m cable with 16CEE socket for machine controller, 5-40°C, 20-80% humidity		3P/PE/400V/50Hz/ (TN-Net) 7.0kW, 4 m cable with 16CEE socket for machine controller, 5-40°C, 20-80% humidity		3NPE/400V/50Hz/ (TN-net) 16kVA, 35 A preliminary fuse, permanent electrical wiring, 5-40°C, 20-80% humidity	
Data Treatment	Ethernet (LAN) or USB, 50 Hz (standard), optional increased data acquisition rates					
Weight	1100kg		2300kg		6500kg	8500kg
Dimensions (DxWxH)	700 x 1 080 x 2150mm		850 x 1350 x 2450mm		1 710 x 1930 x 3160mm	
Test Height	1210mm		1350mm		1710mm	1840mm
Maximum Stroke	1090mm		1110mm		1460mm	1410mm

The provided data is for information only and corresponds to "standard" machines and dimensions.
The Inspekt Stand-Alone series load frames are available with different heights and widths > optimal adaptation to different sample and component sizes.
Also available with different transversal speeds, please contact us.

ACCESSORIES

DOCKINGS



Traction

Compression



Bending

Shearing

EXTENSOMETERS



Axial clip-on



Video extensometer



Long stroke extensometer

TEMPERATURE



Thermal Chamber



High Temperature Furnaces

RESILIENCE TEST MACHINES



PENDULUM IMPACT TESTER

STEEL

The HyTT pendulum impact tester has been designed to test metals according to the Charpy or Izod impact test standard. It can run tests automatically and is operated via a simple and intuitive touch screen. Its safety enclosure includes a polycarbonate door, which meets the requirements of the CE marking and the ISO 13849 standard.

Characteristics:

- Available capacities: 300, 450 and 750 Joules.
- Fully automatic.
- Ability to run rapid test cycles.
- The electromagnetic brake allows the safe launching of the hammer.
- Motorized hammer elevation with automatic return after each test, for increased productivity and safety in use.
- Automatic test start when the protective door is closed.
- Simple touch screen operation.
- Charpy impact hammers according to ASTM and ISO.
- Self-centering specimen support device (according to ISO 148-1 and ASTM E23).
- Foundation base according to EN ISO148-2 and ASTM E23.
- Data acquisition software to connect the machine to a PC.



DISTRIBUTION
**FRANCE, SWITZERLAND,
MOROCCO, TUNISIA & ALGERIA**



Impactor



Brackets



Display

FEATURES

	HYTT 300J	HYTT 450J	HYTT 750J
Impact Energy	300J	450J	750J
Pendulum Length	800mm		
Clearance Angle	150°		
Maximum Impact Speed	5.42m/s		
Resolution	0.01J		
Power Supply	220V - 750W		
Weight	3000kg		3500kg
Dimensions	1150 x 2000 x 2570mm		

ACCESSORIES



Charpy test tube holder



Centering Pliers



Charpy Impactor



Centering Device



Broaching machine



Notch Broach

RESILIENCE TEST MACHINES

PENDULUM IMPACT TESTER

PLASTIC

The table pendulum hammer was designed to test plastics and composites according to the Charpy or Izod impact test standards. It is available in capacities from 2 to 25 J with complete change of arm and hammer and a 50J model. It is controlled via a simple and intuitive touch screen. Its octagonal protective frame includes a polycarbonate sliding door with an electric lock, which meets the requirements of the CE marking and ISO 13802.

Characteristics:

- Capacities available for the 25J hammer: ISO 2, 4, 5, 7.5, 15, 25 / ASTM 2.7, 5.4, 10.8, 21.6 / IZOD 2.75, 5.5, 11, 22
- Automatic brake.
- Automatic test start when the polycarbonate protection door is closed.
- Simple operation via touch screen.
- Charpy impact hammers as per ASTM or ISO.
- Languages: English, Spanish, French and German.



DISTRIBUTION
**FRANCE, SWITZERLAND,
MOROCCO, TUNISIA & ALGERIA**



25 J Pendulum Hammer



50 J Pendulum Hammer




Impactor



Display



Support



Protection

FEATURES

	MP 25J	MP 50J
Impact Energy (*)	2 of 25J	2 of 50J
Charpy pendulum length below 5J	230mm	340mm
Charpy pendulum length above 5J And ASTM and IZOD test	340mm	340mm
Charpy Test Impact Velocity below 5J	2.9m/s	3.46m/s
Charpy Test Impact Velocity from 5J and ASTM and IZOD Test	3.46m/s	3.46m/s
Resolution	0.01 J	0,01J
Power Supply	220V	220V
Weight	200kg	500kg
Dimensions (D x W x H)	600 x 1000 x 1000mm	800 x 1250 x 1040mm

(*) Pendulum capacity available
According to ISO standard: 2 / 4/5 / 7.5/15/25 joules
According to ASTM: 2.7/5.4/10.8/21.6 joules
According to IZOD: 2.75/5.5/11/22

ACCESSORIES



Test Piece Holder



Broaching Machine

NON-DESTRUCTIVE TESTING

STRAIN GAUGE FORCE SENSORS

Force sensors are used to measure a pressure force and/or the traction exerted on the sensor. Electronic models are most commonly designed with strain gauges stuck in the sensor, they measure the sensor deformation under the effect of the exerted force and transform it into an electrical signal.



"S" sensors




Round Sensor



Cylindrical Sensor

MULTI-COMPONENT FORCE SENSORS

Multi-component force sensors are used to measure a pressure and/or traction force exerted on the sensor, namely on the 3 axes X, Y and Z (3-component sensors). Some 6-component models also measure the torque exerted on the sensor on the 3 axes X, Y and Z.



3 component sensor



6-component sensor

DYNAMOMETERS

Dynamometers allow the measuring of a pressure and/or traction force, there are hydraulic, mechanical (dynamometric rings) or electronic models.



Hydraulic Dynamometer



Traction Dynamometer



Dynamometer Rings
(with analogue or digital display)



Electronic Dynamometers

SMALL HAND AND MOTORIZED MACHINES

(for use with an electronic dynamometer)

These small machines allow a simple measuring of forces on parts or components with an application of the force exerted either manually by hand wheel or lever, or in a motorized way.



Manual machine with force and displacement measurement



Manual bi-column machine with force measurement



Motorized machine with force and displacement measurement

NON-DESTRUCTIVE TESTING



TORQUE METERS

A torque meter allows the control of dynamometric tools or the control of tightening and loosening of vial or bottle caps. Static or dynamic models are mounted on test benches of rotating mechanisms or systems such as motors.



Torque Meters for Torque Tools



Torque Meters for Cap Tightening Control



Static Torque Meters




Dynamic Torque Meters

THICKNESS MEASURING DEVICES

It is possible to measure the thickness of a material by means of a micrometer, a thickness controller or even an ultrasonic thickness gauge for the less accessible areas. The coating thickness measuring device also called thickness gauge or permascope measures the thickness of the coating deposited on a metal part.



Coating Thickness Controllers



Thickness Controllers for Paper, Cardboard, Plastic and Aluminum Films



Precision Micrometers



Ultrasonic Controllers



ROUGHNESS METERS

The roughness measurement allows characterisation of irregularities present on a material in order to evaluate the condition of its surface.

There are many roughness measurement parameters due to different methods and standards such as Ra and Rz.

We also offer you a range of roughness standards to control these devices.



DISTRIBUTION
WORLDWIDE
Except Switzerland



Roughness
Measuring Device



Glass Roughness Standards



Metal Roughness Standards

MEASUREMENT FILMS

“Prescale” pressure films allow a quick and precise determination of the pressure quick to determine the pressure exerted on a surface. Under a certain pressure, the film turns red; the density of the color is proportional to the supported pressure.

After the test, the film shows a image of the pressure distribution on the surface.

“Thermoscale” heat-sensitive films allow a determination of the temperature applied to a surface during a manufacturing process, just like the “UV scale” films measure the UV radiation emitted on a surface during a process.



DISTRIBUTION
WORLDWIDE
Except Germany & Japan



UV radiation
Measurement films



Temperature
Measurement Films



Pressure Measurement Films

NON-DESTRUCTIVE TESTING

MANUAL SPRING TEST MACHINES

Spring test machines are designed for quality control tests on springs, in particular by determining their compression force and their stiffness constant.

They can also check tension springs, torsion springs are controlled on a torsionmeter.



DISTRIBUTION
EUROPE & AFRICA



Two-Column Machines



Single Column Machines

SERVICES

Control & Maintenance

PRESI and TESTWELL CONTROL
use their experience to ensure the proper
functioning of your machines.
Follow-up, real support, compliance,
modernization solutions in order to meet
the new standards: we offer customized services.



CONTROL



PRESI carries out control activities under the TESTWELL CONTROL brand.

Control makes it possible to define the compliance or classification of equipment with respect to a set of criteria, defined in normative references.

It may be necessary as part of the periodic monitoring of your machines or after repairs or modernization.

By this statement **you can meet the normative requirements as well as the requirements of your clients:**

- in terms of machine compliance for the carrying out of your tests,
- in terms of connection.

For its control activity of the mechanical testing machines, PRESI is accredited by COFRAC.

Controls are carried out in accordance with the following normative references (the list is non-exhaustive). For controls carried out under accreditation, refer to the COFRAC website (www.cofrac.fr)

ROCKWELL - BRINELL VICKERS - KNOOP LEEB HARDNESS MACHINE ACCORDING TO THE DIRECT AND INDIRECT METHOD

- NF EN ISO 6506-2
- NF EN ISO 6507-2
- NF EN ISO 6508-2
- NF EN ISO 4545-2
- ASTM E10
- ASTM E18
- ASTM E384
- ASTM E92
- ASTM A956

XY TABLE ON HARDNESS MACHINE

- Internal procedure PT EMV 15

TRACTION AND/OR COMPRESSION MACHINE

Applied force:

- NF EN ISO 7500-1
- NF EN 12390-4 for building materials)
- ASTM E4

Crosshead Displacement:

- NF EN ISO 9513
- ASTM E2309/E2309M

Displacement Speed:

- Internal procedure PT EMV04

Alignment:

- ASTM E 1012

EXTENSOMETER

- NF EN ISO 9513
- NF EN ISO 527-1
- ASTM E83
- ASTM E399

PENDULUM IMPACT TESTING MACHINE

- NF EN ISO 148-2





The services are performed at the customer premises or in the workshop (only for portable equipment), by experienced technicians who can provide you with technical support.



The measurement readings are taken using standards or reference materials calibrated by accredited bodies, which guarantee traceability according to national norms and standards.



Each control involves the drafting of a control report outlining:

- normative reference and applied criteria
- standards and their connections
- measurement readings
- the approval relating to the analysis of the results (compliance or classification).



A preventive maintenance operation of your machines is always carried out in addition to the control.

If necessary and feasible, a corrective maintenance operation can be carried out.



A training session in the use of the machines can also be carried out by the technicians.

- Different points are then approached:
- help with the setting up of tests
 - assistance in drafting the test procedures
 - explanation of the testing standards
 - tests on customer parts

Our intervention areas

OUR TECHNICIANS OPERATE IN EUROPE IN THE FOLLOWING COUNTRIES:

FRANCE, BELGIUM, LUXEMBOURG, GERMANY, ROMANIA, TUNISIA, MOROCCO, ALGERIA



MAINTENANCE AND TROUBLESHOOTING

Curative maintenance

Curative maintenance can be carried out on the equipment marketed by PRESI under the TESTWELL CONTROL brand.

A first telephone contact with an experienced technician allows information to be collected in order to define the issue noted by the client. **A remote pre-diagnosis is developed** in order to anticipate the need for spare parts, an on-site intervention is then carried out, either to finalize the expertise or to carry out the repair.

The repair can also be done by returning the machine to our workshops.

Depending on the nature of the repair, a machine control may be necessary in order to comply with the control standards and/or to ensure the reliability of test results.

The maintenance of your equipment is vital in order to ensure its operation. This could mean preventive maintenance or corrective maintenance. The purposes are different. **The purpose of preventive maintenance is to reduce the risk of breakdown or deviations, and thus to increase the longevity of your equipment over time and provide for a better reliability of the results.**

Corrective maintenance

Corrective maintenance is necessary when a problem is observed on a piece of equipment: **mechanical, electrical, electronic problems, out of tolerance results.** It can involve the replacement of parts and/or an adjustment.

Preventive maintenance is generally complementary to control services and can be performed on **all machine brands.**

The following operations can be carried out (non-exhaustive list, to be adapted according to the machine type and brand):

- replacement of wear parts
- cleaning of optics, weights, comparator, changeover switches
- emptying and changing filters on hydraulic machines
- control of the proper functioning of security systems.



MAINTENANCE THAT ADAPTS TO YOUR NEEDS UNDER DIFFERENT FORMS:



VIDEO-ASSISTANCE



TELEPHONE SUPPORT



REMOTE TROUBLESHOOTING



PROCEDURE SENDING



TRAVELLING TECHNICIANS



MAINTENANCE CONTRACTS



Machining of mechanical parts of PRESI machines (and other brands) is entrusted to MOP, a sister company of PRESI.



RETROFITTING OF MATERIAL CHARACTERIZATION MACHINES

Retrofitting can be a solution for hardness or tensile test machines which no longer meet the current normative and technological requirements.

Responding to increased quality market requirements remains a key challenge for businesses. Updates are obtained according to the latest security standards, which also ensures the tracking of test data.

Retrofitting allows to gain in precision and reproducibility, but also to progress with the latest advanced technologies.

All the components used during this operation originate from our development and our standard machines.

Each machine is unique. That's why we are listening to our clients for more than 50 years so as to support them in the process of improving their test equipment, without discrimination of brand or technology.



ZWICK 1485 250KN



UTS 200KN



WOLPERT TZZ250



ZWICK Z010TN2S 10KN



Control Electronics



Retrofitting of hardness test machine

CUSTOMIZED FOR EVERY APPLICATION



When a machine no longer meets the various normative standards of today and tomorrow, solutions do exist. PRESI offers its clients a complete expertise of their test system, with control of dockings or up-to-date measuring means in order to check their compliance with the market requirements. PRESI also offers a whole range of compatible accessories for the various existing machines.

High temperature furnace



Thermal chamber



Long Travel Extensometer



Docks



Hydraulic docks



Corners docks

Hardness Determination



Video

SERVICES

Training

Support for our customers is a key point of our business approach. In situ or at our premises, face-to-face or remotely, we have developed a set of customized services. Trainings for better understanding and practice. Trainings for an increased efficiency. Practical tools to control technical processes.

This is the mission of **PRESIACADEMY**.



PRESI**ACADEMY**



METALLO TRAINING

For better
learning,
understanding,
practice.

PRESI offers customized training programs adapted for all public, from newbie to experienced metallographers.

Our training sessions are led by metallography experts in our **LAB** fitted with the latest equipment. Choose the content of your training according to your expectations and your problems:

General (over 2 or 3 days)

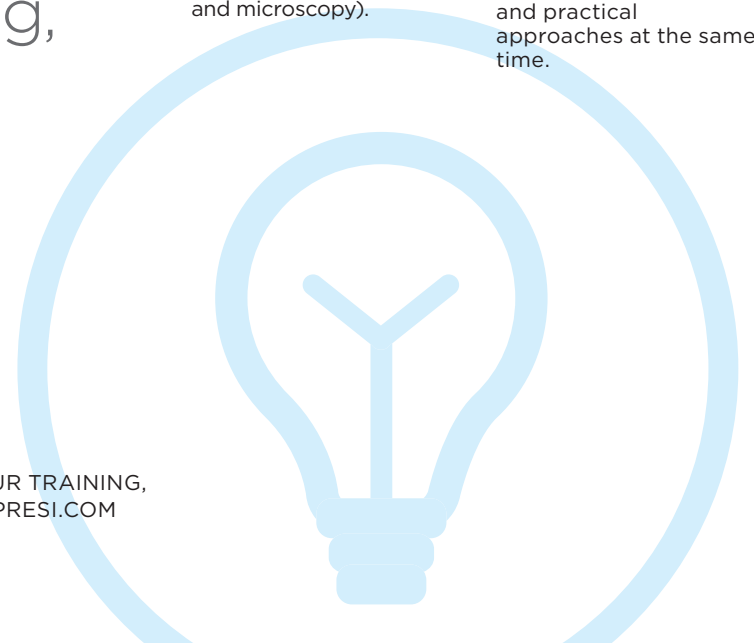
Review of fundamentals of metallographic preparation techniques (cutting, mounting, polishing, hardness and microscopy).

Specific (1 day)

Response to a specific problem or an in-depth study of a step of preparation in particular. Our training courses combine the theoretical and practical approaches at the same time.



FOR MORE INFORMATION ON OUR TRAINING,
CONTACT US BY EMAIL: PRESI@PRESI.COM





Example of a training plan

TECHNIQUES AND METHODS IN METALLOGRAPHY

Based on the report drafted by the PRESI Laboratory, trainees will be invited to reproduce the gestures and techniques of metallographic preparation of their samples

Duration: 3 days (21h)

1. Cutting (6h)

Theory

- The different types of cut-off wheels vs the different materials
- The cutting parameters (rotation speed / table speed)
- Defects and errors due to cutting

Practice

- Cutting of parts
-

2. Mounting (5h)

Theory

- Presentation of the different resins
- Resin / materials combination
- Mounting defects and ways to remedy them

Practice

- Mount the previously taken samples
-

3. Polishing (10h)

Theory

- The machines used
- Advantages and disadvantages of manual polishing, central or individual pressure
- Presentation of typical polishing range
- Presentation of the ranges established on the basis of the samples provided
- Presentation of foreseeable faults in the event of a range error

Practice

- Polish of samples from the presented ranges
- Analyze of results and identification of any defects of the polished samples



PRESI ACADEMY



PRESI LAB

Pillar of the
PRESI
expertise.

A 100% PRESI creation, the **LAB** is a prime importance cell. It welcomes new company collaborators for training as well as our customers. This is also the place where the R&D department tests its machines and products. Innovations and optimizations necessarily pass through the **LAB**.

The LAB is in direct contact with customers in order to support them in optimizing their processes. **It is an essential means of initiating and validating the developments of our R&D department.**

PRESI and its subsidiaries have their own **LAB** in order to stay as close as possible to their customers and provide them with 100% personalized advice.

An Expert Centre

Customized support and technical responses for specific projects, design and optimization of preparation processes... The **LAB** deepens the areas initiated by our R&D Dept.

LAB'NOTES

In addition to training, PRESI also provides **LAB'Notes** that can be downloaded from its website.

Created by the lab, these **LAB'Notes** present in a clear and detailed way all the processes related to a large number of applications. For example, quality control (steel, cast iron, copper, titanium, etc.), heat treatment or even biomaterials.



TO BE DOWNLOADED ON PRESI.COM EXPERTISE SECTION > APPLICATIONS



SERVICES

R&D

Machines, consumables, as methods evolve.
The PRESI R&D department plays therefore
a major role.

PRESI R&D

CONSTANTLY
OPTIMISE
IMAGINE
INNOVATE

New issues, special cases, evolution of machines and consumables, arising of new needs... PRESI and TESTWELL CONTROL are constantly on the lookout.

Faced with these challenges, our R&D Department is rethinking our machines **on average every 6 years.**

Study and development of new solutions for metallographic analyses, design of prototypes, technology watch, development of specific tailor-made applications...

The goal is simple: to optimize and improve our product ranges and our services in order to meet all the needs of our customers.

R&D, a central hub at PRESI

Since innovation is at the heart of our company, we are always trying to offer our customers the best solutions, but above all, different solutions.

We are able to offer technical solutions for our machines and consumables.

We are also able to offer customised solutions for our machines, **thanks to our technical R&D department which has tripled in size in 4 years.**

It is also thanks to the support of the R&D department that 8 new MECATOME cutting machines were launched this year. More ergonomic and easier to use, they offer real working comfort. A question of expertise...

CUSTOMIZED

Since 1961, we have been expanding our experience, the know-how of our technicians and the resources of our Research & Development department.

Our customers trust us and come to us for more and more precise and specific requests.

This allows us to turn our initial offer into 100% adapted products: biomedical, aeronautics, metallurgy.

A tested and approved method to offer you a 100% tailor-made solution.

Whatever your field of application, your problem, your budget or your deadline, PRESI will support you in your projects.

CUTTING VICES AND OTHER SPECIFIC ACCESSORIES



Ball vice
T300, T330, ST310



Pneumatic vice
for cutting core drills
on T260 double
blade



Specific vice for
grooving of indexed
tablet at 90°



Rotary table
placed on the
grooved T-table
(T300, ST310,
T330, EVO 400)



Specific bit
for vice

POLISHING SPECIFIC PLATES



Special plate
central pressure
for tubing



Special plate
central pressure
with double clamping



Special plate
central pressure
for tubing
thin sections



Special plate
central pressure
for rectangular
samples



Special plate
individual pressure
for thin sections

CUSTOMIZED DEVELOPMENT OF WORKBENCHES

A fully equipped custom created materialography laboratory (monitoring of the project in 3D with projections in realistic format).



PRESI R&D

NUCLEAR

PRESI has real expertise in adapting to hostile environments. Our experience is based on strengths:

- absolute control of the development and manufacturing processes
- a cutting-edge technique
- easy to use tools

To meet very specific needs, PRESI adapts its cutting, mounting and polishing machines with a view to high quality and high technology.

Exemplary reliability for glove boxes and hot cells.

Designed and developed on demand, our custom-made equipment and accessories are completely redesigned with appropriate materials: stainless steel, less plastics, etc.

They offer optimal resistance to aggressive environments and adapt safely to them. In some cases, they can be used remotely thanks to the manipulator arms and remote controls.



SPECIFIC PROJECT, UNIQUE SOLUTION.

With or without specifications, PRESI accompanies you to guide your project until its completion, from the study to the training of on-site personnel to use these unique machines.



**NUCLEARIZED
CUTTING MACHINE**



**NUCLEARIZED
MOUNTING MACHINE**



**NUCLEARIZED
POLISHING MACHINE**



EQUIPMENT

Small laboratory equipment

To satisfy all the requirements of our customers and their laboratories, PRESI offers a range of equipment.

Everything for the laboratory and for the person: protection, cleaning, observation, organisation, etc.

SMALL LABORATORY EQUIPMENT

CLASSIFYING

REF.	DESIGNATION
19005	Storage box (6 to 18 specimen, Ø 40mm)
57157	Top Quality storage cabinet 9 platens Ø 200 to 300mm, closing by sliding doors, 350mm, H: 390mm
19018	Pack of 3 pins in tungsten carbide for engraver Ref. 19020
19019	Diamond point for engraver Ref. 19020
57155	Draining board for plates Ø 200 to 300mm
19020	Electrical engraver with carbide tungsten point for specimen marking

REPLICATING

REF.	DESIGNATION
19035	Replica Kit complete with 20 replica sheets 10 x 12cm (thickness 0.035mm), 80 glass slides, 1 bottle of solvent 125 CC
19036	Pack of 20 replica sheets

BONDING

REF.	DESIGNATION
19004	500g sample mounting wax, Ø 300mm, thickness 5mm
19010	Glue spray can for polyurethane discs (500ml)
19011	5 red wax sticks, 50g, 190 x 20 x 20 mm
19012	25m double sided adhesive roll (width: 310mm)
19031	Bottle 100g Canada Balsam for mounting to glass slides

POSTERS

REF.	DESIGNATION
78031	Poster diagram steel/carbon
78032	Poster polishing processes

OBSERVING

Non destructive testing.

REF.	DESIGNATION
55035	Precision rule l 400mm
57236	Precision rule l 300mm
07010	500ml developer aerosol (white)
07011	500ml dye penetrant aerosol (red)
07015	400ml dye penetrant aerosol (Fluo)
07016	400ml developer aerosol (Fluo)
07020	500ml background colour aerosol (white)
07021	500ml magnetic particles aerosol

WIPING - CLEANING - DRYING PROTECTING

REF.	DESIGNATION
Oil-based cleaner	
17997	5L drum technical acetone
17281	5L drum denatured ethanol
17282	10L drum denatured ethanol
Water-based cleaner	
19001	1l cleaning liquid "AllClean"
19002	5L drum "Allclean"
19006	Protective lacquer spray (400ml)
19007	Pack of 4 Jet Pur Sprays (400ml)
19060	300 special wiping clothes (extreme softness, scratch free)
19070	Extra pure cotton wool (100g)
57159	Wall-mounted sample dryer
57160	Base-mounted sample dryer
19064	Absorbent roll for all liquids (46m x 41cm)

WEIGHING

REF.	DESIGNATION
70051	Precision (Kern) weighing machine-from 0 to 500g. Accuracy 0.1g
19061	Box of 500 pipettes 3/0.5ml Length 155mm
04901	Kit 25 syringes 50ml + 25 syringes 5ml for liquid resins

PROTECTING

REF.	DESIGNATION
19071	Safety glasses
78001	Lab coat (blue) PRESI
78002	Lab coat (white) PRESI
19050	Box of 100 Latex gloves (Size S)
19051	Box of 100 Latex gloves (Size M)
19052	Box of 100 Latex gloves (Size L)
19053	Box of 200 Nitrile gloves (Size S)
19054	Box of 200 Nitrile gloves (Size M)
19055	Box of 200 Nitrile gloves (Size L)
19062	Self-adhesive Teflon coated fabric for lab bench protection, 1m x 2m (Lab'Board Protect)

ACCESSORIES FOR OPTICS (MICROSCOPE)

REF.	DESIGNATION
19030	100 glass slides 30 x 45 x 1.2mm
19021	100 glass slides 28 x 43 x 0.13mm
19063	Storage box in wood for 50 glass slides 30 x 45mm
19072	PRESI mod-white plasticine to use with Press'I, 200g
71505	Press'I-Levelling press for microscopy



**Storage box
(3 at 18 specimen, Ø 40mm)**
Ref. 19005



**Draining board for plates
Ø 200 to 300mm**
Ref. 57155



**Wall-mounted
sample dryer**
Ref. 57159



**Press'I-Levelling press
for microscopy**
Ref. 71505



**Electrical engraver with
carbide tungsten point for
specimen marking**
Ref. 19020



**300 special wiping clothes
(extreme softness,
scratch free)**
Ref. 19060



**Base-mounted
sample dryer**
Ref. 57160



Waste recovery tray
Ref. 57170



**Absorbent roll for all
liquids (46m x 41cm)**
Ref. 19064



**9-tray storage tower
Ø 200 to 300mm
closing by sliding doors
Depth: 350mm
Height: 390mm**
Ref. 57157



**Ultra-quiet air compressor,
24L tank.
Dimensions (WxDxH):
400x400x600mm**
Ref. 67750

SMALL LABORATORY EQUIPMENT

ELECTER EVOLUTION

REF. 58100

Portable apparatus for mechanical grinding and polishing "in-situ". The ELECTER EVOLUTION is ideal for preparation of surfaces before chemical etching or polishing and electrolytic etching.

- Strong case for transport
- Control panel
- Electronic speed control
- 2 outlets for motor connection
- Selection of rotation direction
- Torque motor 1500 to 25000 RPM
- Reducer 1/4 increasing the power by 4
- Tool holder with 90° bevel gear
- Voltage: 220 Volts.
- Built in accordance with EC standards



170mm



330mm



260mm



4,9kg



Strengthened transport case

ABRASIVE PAPERS ADHESIVE Ø 32MM

REF.	GRIT
------	------

Bag of 100

14010	P 60
14000	P 100
14001	P 120
14002	P 180
14003	P 240
14004	P 320
14005	P 400
14006	P 600
14007	P 800
14008	P 1000
14009	P 1200
14011	P 2400
14012	P 4000

POLISHING CLOTHS Ø 32MM

REF.	DESIGNATION
------	-------------

Bag of 25

16004	Self Adhesive Disc HS-B
16001	Self Adhesive Disc HS-V
16002	Self Adhesive Disc RAM
16005	Self Adhesive Disc ADR II

ABRASIVE PAPERS ZR+ Ø 32MM

REF.	GRIT
------	------

14016	P 80
14015	P 120
14017	P 180

ULTRASONIC CLEANER

At that time, the ultrasonic cleaning is one of the most commonly used laboratory processes for cleaning. The main interest with this type of cleaning is to quickly produce automatic clean samples for analysis with no damage to the samples. This cleaning process is applied just after the samples polishing. Tank supplied with lid.



CHARACTERISTICS

REF.	DESIGNATION	TANK DIMENSIONS	CAPACITY
61101	Ultrasonic cleaner	190 x 85 x 60mm	0.8l
61121	Basket for tank 0.8l		
61102	Ultrasonic cleaner	151 x 137 x 100mm	1.75l
61122	Basket for tank 1.75l		
61103	Ultrasonic cleaner	240 x 137 x 100mm	2.75l
61123	Basket for tank 2.75l		
61104	Ultrasonic cleaner	240 x 137 x 150mm	4.25l
61124	Basket for tank 4.25l		
61105	Ultrasonic cleaner	300 x 151 x 150mm	5.75l
61125	Basket for tank 5.75l		
61106	Ultrasonic cleaner	300 x 240 x 150mm	9.5l
61126	Basket for tank 9.5l		
61107	Ultrasonic cleaner	300 x 240 x 200mm	12.75l
61127	Basket for tank 12.75l		
61108	Ultrasonic cleaner	505 x 300 x 200mm	28l
61128	Basket for tank 28l		

COMPLEMENTARY EQUIPMENTS



Super Torque Brushless Motor EVO ENK-250 T with power cord
Ref. 90076



Ø 3 clamp for HG 200
Ref. 90060



HG 200 Straight end piece HG 200
Ref. 90052



KC 300 45° angle end piece
Ref. 90056



RG01 speed reduction gear (1/4)
Ref. 90071



Disc holder (set of 3) Ø 32mm
Ref. 25002

Index

A

Acrylic resin.....	50-51
Acrylic resin copper powder	50-51
Adapter devices.....	74
AL ₂ O ₃	63-76
Alumina oxide powder.....	85
Allylic glass fibre resin.....	50-51
Antibacterial fluid.....	39
Anti-emulsion additive.....	39
Anti-rust additive.....	39
Attacking reagents.....	94-95
Automatic cutting mode.....	13

C

CBN cut-off wheels.....	38
Cerium oxide.....	92
Cold mounting.....	42
Conductive phenolic resin.....	51
Cutting.....	10
Customised.....	103

D

Diamond cup wheels.....	106
Diamond cutting-off wheels.....	38
Diamond pastes.....	91
Diamond sticks.....	91
Diamond wire saws.....	34
Dujardin alumina suspension.....	92
Dynamometers.....	147

E

Electer Evolution.....	168
Electrolytes for handheld devices.....	93
Electrolytic polishing.....	93
Epoxy resin.....	50-51
EVO 400.....	30
EVO 400+.....	30
EVO 450.....	32

F

Filtration / recovery / recirculation tanks.....	60-61
Filtration Solutions.....	60
FLEXICUT.....	16

G

Gel2+ single crystal.....	89
Gel2+ polycrystalline.....	90
Geology.....	96
Geopress.....	104
Geotome Dual.....	100
Grinding rod for diamond discs.....	39-78

H

Hardness gauge wedge.....	130
Hardness testers.....	
Hot Mounting.....	42
HZ.....	114
HZ50.....	112
HZ Software.....	116

I

I-MAX.....	77
I-MAX R.....	77
INSPEKT BLUE.....	136
INSPEKT DUO.....	134
INSPEKT SOLO.....	132
INSPEKT STAND-ALONE.....	140
INSPEKT TABLE.....	138
IP resin.....	46
IP-FAST resin.....	45

K

KM-B resin.....	45
KM-BACK resin.....	45
KM-CO resin.....	45
KM-EM resin.....	47
KM-U resin.....	46-47

L

Lapidary grinding wheels for surfer.....	63
Lapping abrasives.....	79-106
LE CUBE.....	54
Liquid dyes.....	45
Lubricants.....	91

M

MA2+ resin.....	46
Manual spring test machines.....	150
Macrodurometers.....	124
MACROTECH VX7.....	124
MACROTECH VX7S.....	124
Magnetic FIX.....	75
Maintenance and Repair.....	154
MATSUZAWA MOGURA D1/D3/A1.....	126
Mesurment films.....	149
MECAPRESS 3.....	48
MECAPLAN 350.....	62
MECAPROTECT.....	71
MECATECH.....	66
MECATECH 250 SPI.....	67
MECATECH 250 DPC.....	67
MECATECH 250 SPC.....	67
MECATECH 300 SPC.....	68
MECATECH 300 SPS.....	68-70
MECATECH 334 SPC.....	64
MECATOME ST315.....	24
MECATOME T205.....	14
MECATOME T265.....	18
MECATOME T305.....	20
MECATOME T335.....	26
MECATOME T345.....	28
MECATOME T215.....	24
MED R.....	84-86
MED R discs.....	84-86
Mechanical characterisation.....	131
Metallography.....	9
Microdurometer.....	118
Microscopes.....	109
MICROTECH MX3.....	120

MICROTECH MX7.....	122
MICROTECH MX7 Low loads.....	122
MINITECH.....	56
MINITEC 250 SP1.....	61
MINITECH 250 DP1.....	61
MINITECH 250 DP2.....	61
MINITECH 300 DP1.....	61
MINITECH 300 DP2.....	61
MINITECH 300 SP1.....	61
Modernisation of material characterisation machines.....	155
Monocrystalline diamond suspensions.....	90
Mounting.....	40
Mounting moulds.....	49
Mounting moulds for silicone rubber.....	49
Mounting cups KM 2.0.....	49
Mounting cups polyethylene.....	49
Multi-component force sensor.....	146

N

Non-destructive testing.....	146
Nuclear.....	164

O

ODS Single crystals.....	89
Opaque resins.....	44
Optics.....	107

P

Pendulum impact tester.....	142
Pendulum mounts.....	144
Phenolic resin.....	50-51
Plastic Phenolic glass fibre resin.....	51
Polishing fabrics.....	87
Polycrystalline ADS.....	96
Polycrystalline ODS.....	90
Polycrystalline diamond suspensions.....	91
Polycrystalline diamond suspensions for MED R.....	86
Polyester resin.....	44
Polishing.....	52
Portable hardness testers.....	130
Powdered dyes for resins.....	44
Pre-polishing.....	76
PRESI ACADEMY.....	158
PRESI alumina suspension.....	92
PRESI powdered aluminas.....	92
PRESI Coating Guide.....	42
PRESI Geology Guide.....	98
PRESI Guide Polishing.....	84
PRESI Guide Diamond Polishing.....	89
PRESI Guide Prepolishing.....	82
PRESI Guide Polishing Media.....	84
PRESI Guide Cutting.....	39
PRESI Hardness Guide HZ range.....	110
PRESI Hardness Guide Matsuzawa.....	111
PRESI Touch Manual.....	116
PRESI Touch Pattern.....	118
PRESI View Durete.....	128
PRESI View Mesure Pack.....	110
Pressure and vacuum mounting equipment.....	43

R

R&D.....	161
Reduction rings.....	39-69
Reflex CAP.....	75
Reflex FIX.....	75
Reflex LDM.....	89
Reflex LDP.....	90
Reflex MAG.....	75
Reflex NAC.....	80-81
Resilience test machines.....	142
Resinoid cutting discs.....	36-37
Resinoid cut-off wheels.....	36
Rockwell.....	126
Roughness meters.....	149
Running-in oil.....	79
Running-in lubricant.....	79
2S resin.....	44

S

Sanding papers.....	80
Services.....	151
Sic abrasive.....	76
Silicon carbide powder.....	79
Single crystal ADS.....	95
Small equipment.....	165
Small hand and motorised machines.....	147
Solutions for electrolytic polishing.....	93
Special abrasive discs.....	78
SPM.....	92
SPM non-crystallising.....	92
Spray bottles.....	89
Stereomicroscopes.....	108
Strain gauge force sensor.....	146
Super abrasive suspensions for MED R.....	86
Superfinish polishing.....	92

T

Teflon mounting cups.....	49
Thickness measuring device.....	148
Thin film controller.....	105
Torque meters.....	148
Tissediam.....	78
Training.....	157
Transparent resins.....	44

U

Ultrasonic cleaning tanks.....	169
Universal testing machines.....	132

V

Vacuum mounting equipment POLYVAC.....	43
Verification.....	152
Verification and maintenance.....	151
VIBROTECH 300.....	72
Vickers.....	121

Your main contacts



Sales Administ.

ASIA
EASTERN EUROPE
AMERICA

Olivier MASSART
o.massart@presi.com

CHINA
INDIA
AUSTRALIA
SOUTH AFRICA

Tingting WU
t.wu@presi.com

Jo Chu TSAI
c.tsai@presi.com

NORTH AFRICA
MIDDLE EAST
WESTERN EUROPE
SOUTH AFRICA

Lisa-Marie ZOPELLO
l.zoppello@presi.com



After Sales

aftersales@presi.com



Export

Export Manager • Bogdan DINU • b.dinu@presi.com
Export Assistant • Sylvie NUTTIN • s.nuttin@presi.com
Area Sales Manager • Mohamed MAJOUJ • m.majoul@presi.com



LAB & Optical

Guillaume JAILLETTE • g.jaillette@presi.com



WWW.PRESI.COM